
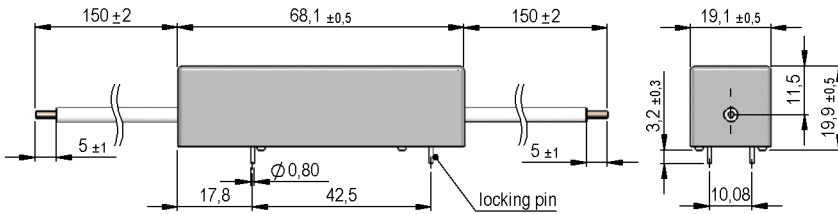


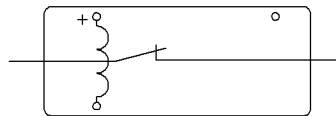
Dimensions mm[inch]
 tolerances acc. to DIN ISO 2768-m
 Toleranzen gem. DIN ISO 2768-m

Isometric
 Scale 1:2
 Maßstab 1:2




Cable
 silicone high voltage wire AWG20
 UL-Style 3239,
 colour white
 Hochspannung Silikonlitze AWG20
 UL-Style 3239
 Farbe weiss

Layout
 Top view
 Draufsicht



Marking
 according to EN60062/Factory code
 gem. EN60062/Fertigungsstätte



| Coil Data at 20 °C | Conditions | Min | Typ | Max | Unit |
|--------------------|--|-----|-----|-----|------|
| Coil resistance | | 225 | 250 | 275 | Ohm |
| Coil voltage | | | 12 | | VDC |
| Rated power | | | 576 | | mW |
| Coil current | | | 48 | | mA |
| Thermal resistance | max. Relay temperature = operating temperature + self heating | | 25 | | K/W |
| Inductance | | | 280 | | mH |
| Pull-In voltage | | | | 9 | VDC |
| Drop-Out voltage | | 1 | | | VDC |

| Contact data 83 | Conditions | Min | Typ | Max | Unit |
|---------------------------|--|-----|-----|-------|-------|
| Contact rating | Any DC combination of V & A not to exceed their individual max.'s | | | 50 | W |
| Switching voltage | DC or Peak AC | | | 7.500 | V |
| Switching current | DC or Peak AC | | | 3 | A |
| Carry current | DC or Peak AC | | | 5 | A |
| Contact resistance static | Measured with 40% overdrive Start Value | | | 150 | mOhm |
| Insulation resistance | RH <45 %, 100 V test voltage | 10 | | | TOhm |
| Breakdown voltage | according to EN 60255-5 | 10 | | | kV DC |
| Operate time incl. bounce | measured with 40% overdrive | | | 3,2 | ms |
| Release time | measured with no coil excitation | | | 1,5 | ms |
| Capacitance | @ 10 kHz across open switch | | 1 | | pF |

| Special Product Data | Conditions | Min | Typ | Max | Unit |
|------------------------------------|-------------------------------|-----|----------------------------|-----|-------|
| Number of contacts | | | 1 | | |
| Contact - form | | | B - NC | | |
| Dielectric Strength Coil/Contact | according to EN 60255-5 | 15 | | | kV DC |
| Insulation resistance Coil/Contact | RH <45%, 200 VDC test voltage | 1 | | | TOhm |
| Capacity Coil/Contact | @ 10 kHz | | 2,5 | | pF |
| Case colour | | | gray | | |
| Housing material | | | Polycarbonat | | |
| Sealing compound | | | Polyurethan | | |
| Connection pins | | | Copper alloy tin plated | | |
| Magnetic Shield | | | no | | |
| Reach / RoHS conformity | | | yes | | |
| Remark | | | attention to coil polarity | | |

Modifications in the sense of technical progress are reserved

Designed at: 04.06.04 Designed by: EBUNKE
 Last Change at: 29.05.12 Last Change by: WKOVACS

Approval at: 27.01.09 Approval by: KOLBRICH
 Approval at: 29.05.12 Approval by: CRUF

Version: 08



Products for tomorrow...

Europe: +49 / 7731 8399 0 | Email: info@meder.com
USA: +1 / 508 295 0771 | Email: salesusa@meder.com
Asia: +852 / 2955 1682 | Email: salesasia@meder.com

Item No.:
8412583150
Item:
HM12-1B83-150

| Environmental data | Conditions | Min | Typ | Max | Unit |
|-----------------------|-----------------------------|-----|-----|-----|--------------|
| Shock | 1/2 sine wave duration 11ms | | | 50 | g |
| Vibration | from 10 - 2000 Hz | | | 20 | g |
| Operating temperature | | -20 | | 70 | °C |
| Storage temperature | | -35 | | 105 | °C |
| Soldering temperature | wave soldering max. 5 sec. | | | 260 | °C |
| Washability | | | | | fully sealed |

| General data | Conditions | Min | Typ | Max | Unit |
|--------------|------------|-----|-----|-----|--------------------------|
| Total weight | | | 50 | | g |
| Packaging | | | | | Cardboard Box 10pcs/each |

Modifications in the sense of technical progress are reserved

Designed at: 04.06.04 Designed by: EBUNKE
Last Change at: 29.05.12 Last Change by: WKOVACS

Approval at: 27.01.09 Approval by: KOLBRICH
Approval at: 29.05.12 Approval by: CRUF

Version: 08