



T-2
C7A (NE-2D)
C9A (NE-2J)
MIDGET
FLANGE BASE

See lamp ratings
on page L.

See recommended resistor
values on page L.

Neon Indicators

WITHOUT BUILT IN RESISTORS


MEET OR EXCEED ENVIRONMENTAL AND OPERATIONAL REQUIREMENTS
OF MIL-L-6723 AND MIL-L-3661B

When connecting a neon light to a circuit having one side grounded, always
connect the hot side of the circuit to the terminal marked + (Center Contact).

MATERIALS AND FINISHES (For Front Mtg. Assemblies)


- **Mounting Bushing:** Brass, black nickel finish. Optional—White nickel or chrome finish.
- **Mounting Nut:** (fixed flange)—Brass, white nickel finish.
- **Internal-tooth Lockwasher:** Phosphor bronze, white nickel finish.
- **Terminals:** Brass, hot tinned with elongated slot.

MOUNT IN 17/32" CLEARANCE HOLE
FRONT OF PANEL INSERTION
WITH FIXED FLANGE



137-7336-0931-201

MOUNT IN 15/32" CLEARANCE HOLE
FRONT OF PANEL INSERTION
WITH FIXED FLANGE



137-8536-1531-201

How to designate the Three Digit Part Number Suffix (-XXX)

Finish	Resistor	Hardware
1 - white nickel	0 - none	1 - brass
2 - black nickel		3 - water tight on face of panel
3 - polished chrome		

Example: 137-8536-0931-301 (polished chrome finish,
no resistor, brass hardware).

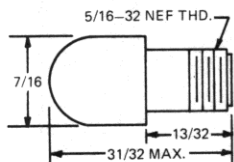
137 SERIES

BASE PART NUMBERS

FRONT MOUNTING	FRONT MOUNTING
<p>Max. panel thickness 21/64"</p>	<p>Max. panel thickness 11/32"</p>
WITHOUT BUILT IN RESISTOR 137-7336-09-201	WITHOUT BUILT IN RESISTOR 137-8536-09-201

CAP PART NUMBERS

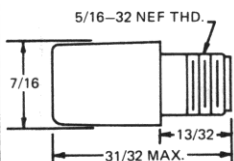
COMPLETE ASSEMBLY PART NUMBERS



STOVEPIPE
137-0931
transparent

137-7336-0931-201

137-8536-0931-201



CYLINDRICAL
137-1531
transparent

137-7336-1531-201

137-8536-1531-201

For legends on flat faced lens, see page P.