


PBE-1000

ETX

ETX® Evaluation Board in ATX Form Factor



Features

- **ETX® 3.02 Compliant**
- Integrated Gigabit Ethernet
- POST Code Diagnostics
- Secondary Multi I/O (COM3, COM4)

I/O

	4 x COM ports (COM1, 3, 4: RS-232 ports; COM2: RS-232/422/485 selectable) COM3, COM4, BIOS integrated W83977EF secondary I/O controller
Serial Port	
Parallel Port	SPP/EPP/ECP mode, shared with Floppy
Digital I/O	16-bit Digital Input/Output, 8-input/8-output
USB Port	4 x USB connectors
KB/MS	1 x PS/2 keyboard connector 1 x PS/2 mouse connector
Expansion Bus	4 x PCI slots 3 x 16-bit ISA slots
Storage	2 x Ultra ATA 100, supporting 4 IDE devices (Secondary IDE depends on CPU module) 1 x Floppy disk drive, shared with parallel port 1 x CFast socket
Ethernet Chipset	1 x RJ-45 Ethernet connector with LED
Audio	Mic-in/Line-in/Line-out connector

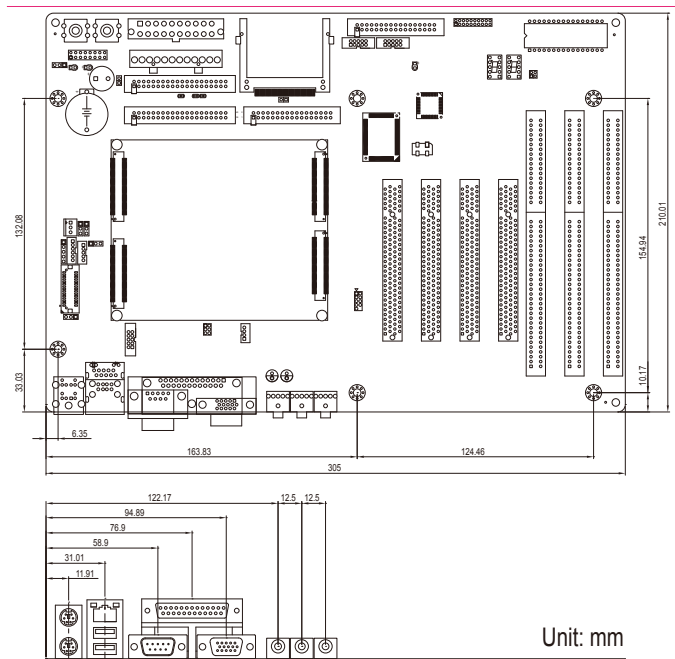
Display

Video	Analog RGB, LVDS, TV-out connector (depending on CPU module)
--------------	--

Mechanical & Environmental

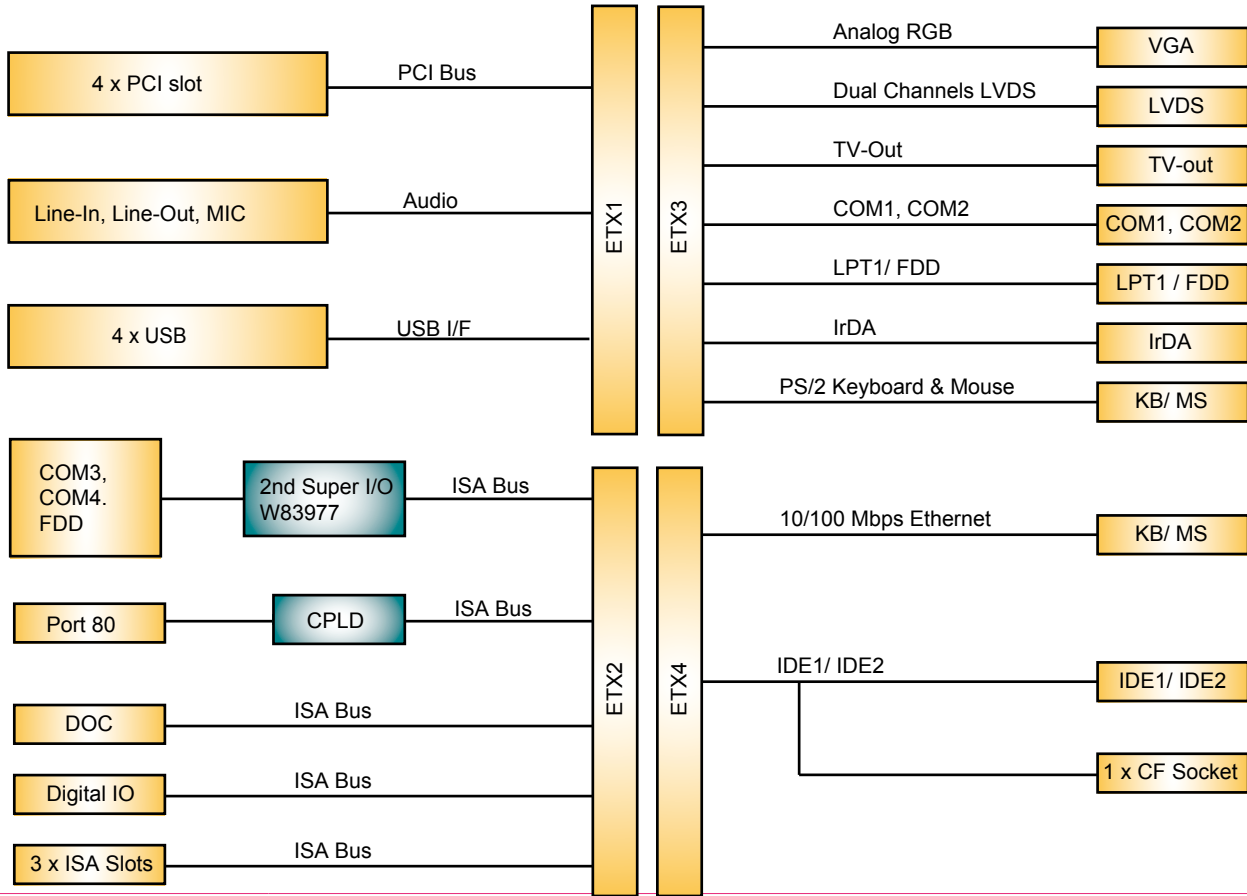
Power Requirement	AT Type: P9/P8 12-pin connector ATX Type: 20-pin source with 3-pin ATX control
Operating Temp.	0 ~ 60°C (32 ~ 140°F)
Operating Humidity	10 ~ 95% @ 60°C (non-condensing)
Dimensions (L x W)	305 x 210 mm (12" x 8.27")

Dimensions



Unit: mm

Block Diagram



Ordering Information

PBE-1000 R2.1

ATX form factor ETX[®] evaluation board with POST, secondary I/O and flash disk socket

Optional Accessories

CBK-05-1000-00

- Cable kit
- 1 x FDD cable
 - 3 x COM port cables
 - 1 x USB cable
 - 2 x IDE cables
 - 1 x TV-out cable