

IEC Appliance Outlet J, Snap-in Mounting, Front Side, IDC Terminal



4710
cross
Snap-in mounting from front side
Arrangement "cross"
(wires cross to pin axis)



4710
along
Snap-in mounting from front side
Arrangement "along"
(wires along to pin axis)



4710
cross, view from rear side
Snap-in mounting from front side
Arrangement "cross", view from rear side
(wires cross to pin axis)

type J



70° C

See below:

[Approvals and Compliances](#)

Description

- Panel mount :
Snap-in version , from front side
- Connector , Pin temperature 70 °C , Protection class I
- Wire gauge 10AWG/6.0mm², 12AWG/4.0mm², 2.5mm²
- IDC terminals acc. to IEC 60998-2-3 for solid wires

Unique Selling Proposition

- Reduces labor costs
- Allows wiring of multiple terminals at once
- Cross and along orientation
- V-Lock cord retaining standard

Characteristics

- Protection cover can be used as wire press
- Live contact available as IDC, solder or quick connect terminal
- ready to use with V-Lock cordsets
- Suitable for use in equipment according to IEC/UL 62368-1

Other versions on request

- Other panel thickness

References

Alternative: version for 10 A (15 A) [4710-5](#); [6610](#)

Weblinks

[pdf data sheet](#), [html datasheet](#), [General Product Information](#), [Approvals](#), [Distributor-Stock-Check](#), [Accessories](#), [Mounting instruction](#), [Detailed request for product](#), [Landing Page](#), [Video](#)

The integration of light pipes in the appliance outlet provides status indication in smart PDUs. See PDU Landing Page for more information.

[Power Distribution Units](#)

Technical Data

Ratings IEC	16 A / 250VAC; 50Hz
Ratings UL/CSA	20A / 250VAC; 60Hz
Dielectric Strength	> 2.5kVAC between L-N > 1.5kVAC between L/N-PE (1 min/50Hz)
Allowable Operation Temperature	-25 °C to 70 °C
Protection against electric shock	Suitable for appliances with protection class I acc. to IEC 61140
Terminal	IDC terminals
Panel Thickness S	1/1.2/1.5/2/2.5/3 mm
Material: Housing	Thermoplastic, black, UL 94V-0

Appliance inlet/-outlet	type J acc. to IEC 60320-3 UL 60320-1, CSA C22.2 no. 60320-1 , Protection Class I
-------------------------	---

Approvals and Compliances




Detailed information on product approvals, code requirements, usage instructions and detailed test conditions can be looked up in [Details about Approvals](#)

SCHURTER products are designed for use in industrial environments. They have approvals from independent testing bodies according to national and international standards. Products with specific characteristics and requirements such as required in the automotive sector according to IATF 16949, medical technology according to ISO 13485 or in the aerospace industry can be offered exclusively with customer-specific, individual agreements by SCHURTER.

Approvals





The approval mark is used by the testing authorities to certify compliance with the safety requirements placed on electronic products.

Approval Reference Type: 4710

Approval Logo	Certificates	Certification Body	Description
	VDE Approvals	VDE	Certificate Number: 40042639
	UL Approvals	UL	UL File Number: E103791
	CCC Approvals	CCC	CCC Certificate Number: 2014010204668919

Product standards

Product standards that are referenced

Organization	Design	Standard	Description
	Designed according to	IEC 60320-1	Appliance couplers for household and similar general purposes
	Designed according to	IEC 60320-3	Appliance couplers for household and similar general purposes
	Designed according to	UL 60320-1	Standard for Attachment Plugs and Receptacles
	Designed according to	CSA C22.2 no. 60320-1	General Use Receptacles, Attachment Plugs, and Similar Wiring Devices







Application standards

Application standards where the product can be used

Organization	Design	Standard	Description
	Designed for applications acc.	IEC/UL 62368-1	IEC 62368-1 includes the basic requirements for safety of audio, video, information technology and office equipment.

Compliances

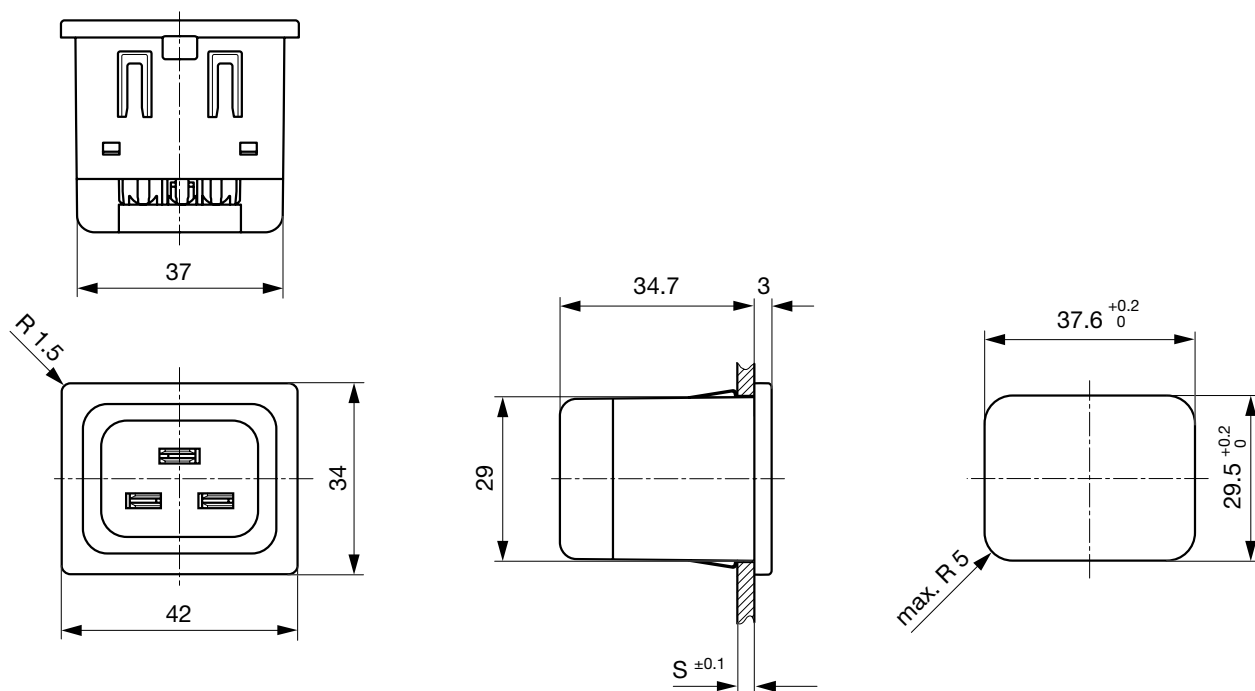
The product complies with following Guide Lines

Identification	Details	Initiator	Description
	CE declaration of conformity	SCHURTER AG	The CE marking declares that the product complies with the applicable requirements laid down in the harmonisation of Community legislation on its affixing in accordance with EU Regulation 765/2008.
	RoHS	SCHURTER AG	Directive RoHS 2011/65/EU, Amendment (EU) 2015/863
	China RoHS	SCHURTER AG	The law SJ / T 11363-2006 (China RoHS) has been in force since 1 March 2007. It is similar to the EU directive RoHS.
	Halogen Free	SCHURTER AG	SCHURTER strives to offer our customers halogen free products.
	REACH	SCHURTER AG	On 1 June 2007, Regulation (EC) No 1907/2006 on the Registration, Evaluation, Authorization and Restriction of Chemicals 1 (abbreviated as "REACH") entered into force.
	Landing Page V-Lock	SCHURTER AG	V-Lock system are based on a matching plug-dose combination. The connector is equipped with a notch intended for use with the latching cordset. The cord latching system prevents against accidental removal of the cordset.

Dimensions [mm]

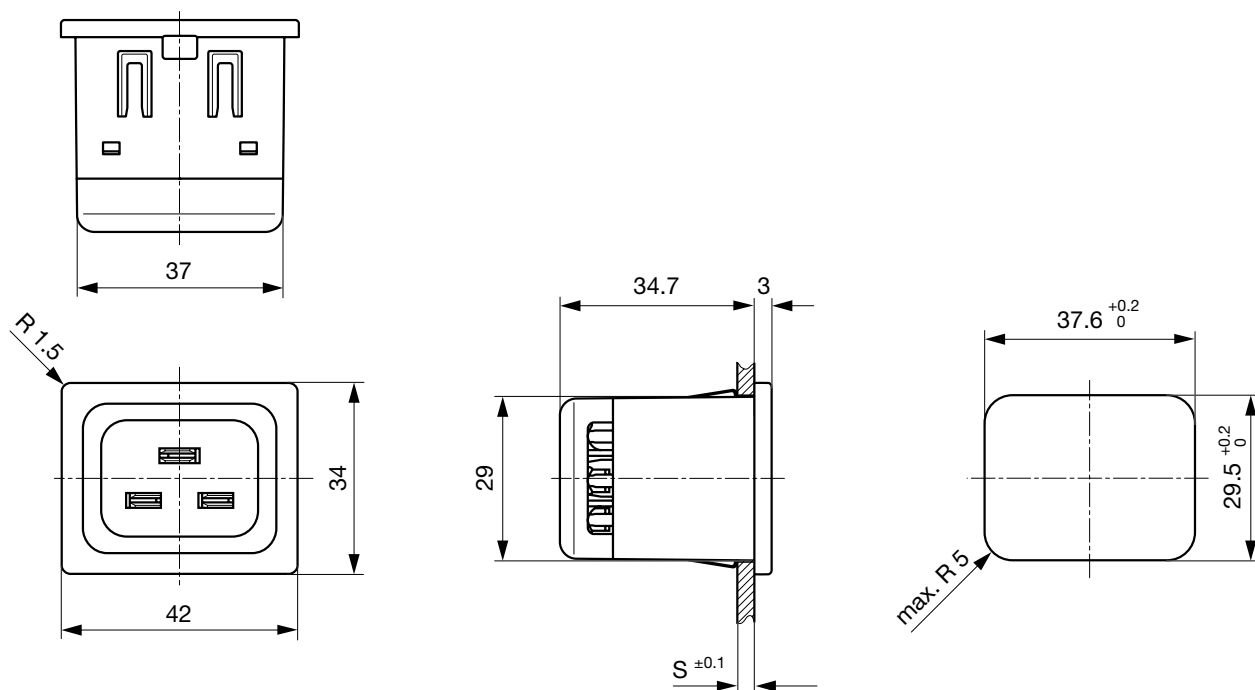
Version "cross" (wires cross to pin axis)

L/N/PE: IDC terminals



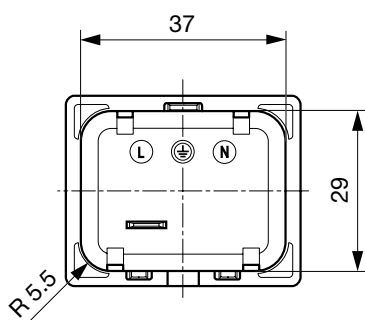
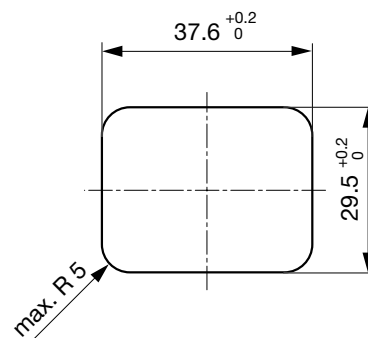
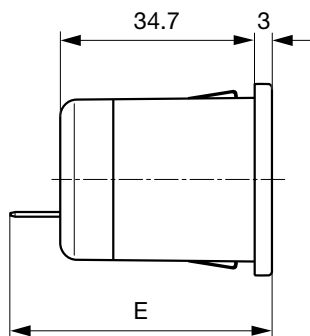
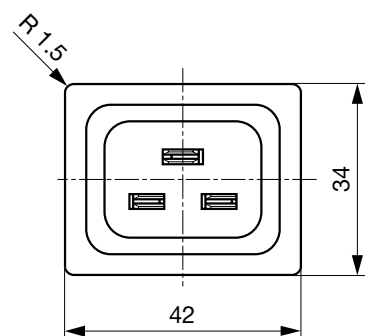
Version "along" (wires along to pin axis)

L/N/PE: IDC terminals



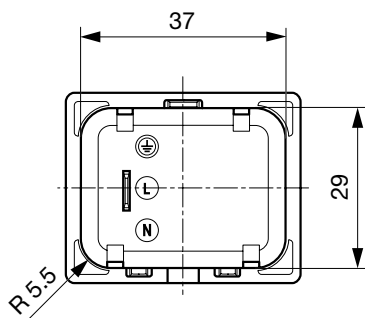
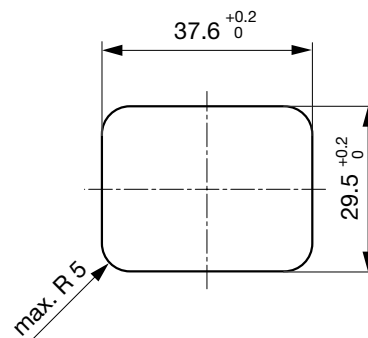
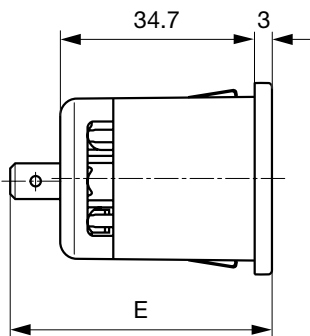
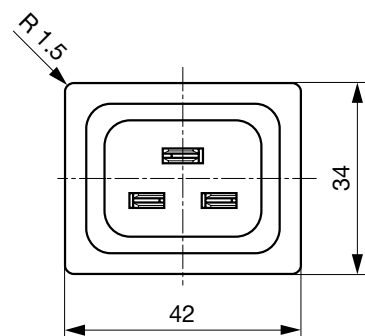
Version "cross" (wires cross to pin axis)

N/PE: IDC terminals, L: quick connect or solder terminal

E: Quick connect terminal 6.3x0.8: 46.7 mm
E: Solder terminal: 47.2 mm

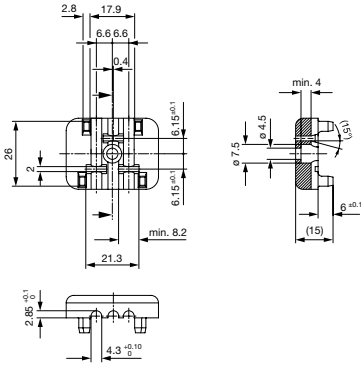
Version "along" (wires along to pin axis)

N/PE: IDC terminals, L: quick connect or solder terminal

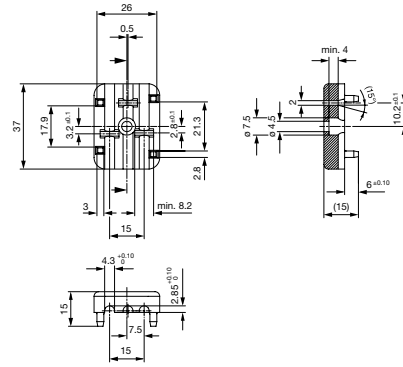
E: Quick connect terminal 6.3x0.8: 46.7 mm
E: Solder terminal: 47.2 mm

Assembly Instructions

Wire press version "cross"



Wire press version "along"



All Variants

Alignment 1)	Conductor cross section	Panel Thickness s [mm]	Terminal type live contact	Order Number
along	2.5 mm ²	1.5	IDC terminal	4710.6014
along	2.5 mm ²	1.5	Quick connect terminal 6.3 x 0.8 mm	4710.6254
along	2.5 mm ²	1.5	Solder terminal	4710.6154
along	4.0 mm ² / 12 AWG	1	IDC terminal	4710.4012
along	4.0 mm ² / 12 AWG	1.5	IDC terminal	4710.4014
along	4.0 mm ² / 12 AWG	1.5	Quick connect terminal 6.3 x 0.8 mm	4710.4254
along	4.0 mm ² / 12 AWG	1.5	Solder terminal	4710.4154
along	6.0 mm ² / 10 AWG	1.5	IDC terminal	4710.2014
along	6.0 mm ² / 10 AWG	1.5	Quick connect terminal 6.3 x 0.8 mm	4710.2254
along	6.0 mm ² / 10 AWG	1.5	Solder terminal	4710.2154
cross	2.5 mm ²	1.5	IDC terminal	4710.5014
cross	2.5 mm ²	1.5	Quick connect terminal 6.3 x 0.8 mm	4710.5254
cross	2.5 mm ²	1.5	Solder terminal	4710.5154
cross	4.0 mm ² / 12 AWG	1.5	IDC terminal	4710.3014
cross	4.0 mm ² / 12 AWG	2	IDC terminal	4710.3015
cross	4.0 mm ² / 12 AWG	1.5	Quick connect terminal 6.3 x 0.8 mm	4710.3254
cross	4.0 mm ² / 12 AWG	1.5	Solder terminal	4710.3154
cross	6.0 mm ² / 10 AWG	1.5	IDC terminal	4710.1014
cross	6.0 mm ² / 10 AWG	1.5	Quick connect terminal 6.3 x 0.8 mm	4710.1254
cross	6.0 mm ² / 10 AWG	1.5	solder terminal	4710.1154

Most Popular.

Availability for all products can be searched real-time: <https://www.schurter.com/en/Stock-Check/Stock-Check-SCHURTER>

1) The alignment describes whether the wires are along or across to the connector pin axis.

Packaging unit 50 Pcs

Mating Inlets/Plugs

Category / Description



[Plug Overview complete](#)

4796, Mounting: Power Cord, Cable, Plug: IEC I	4796
4789, Mounting: Power Cord, Screw, Plug: IEC I	4789

[Plug further types to 4710](#)

Mating Inlets/Plugs shuttered



[Interconnection Cord Overview complete](#)

VAC19KS, Interconnection, V-Lock cord retaining, 2.0 m, Connector IEC C19, H05VV-F3G1.5 / SJT 3x14 AWG, black	3-100-362
VAC19KS, Interconnection, V-Lock cord retaining, 3.0 m, Connector IEC C19, H05VV-F3G1.5 / SJT 3x14 AWG, black	3-100-363
VAC19KS, Interconnection, V-Lock cord retaining, 1.0 m, Connector IEC C19, H05VV-F3G1.5, black	6051.2147
VAC19KS, Interconnection, V-Lock cord retaining, 1.0 m, Connector IEC C19, H05VV-F3G1.5 / SJT 3x14 AWG, black	6051.2197
VAC19KS, Interconnection, V-Lock cord retaining, 2.0 m, Connector IEC C19, H05VV-F3G1.5, black	6051.2047

[Interconnection Cord further types to 4710](#)