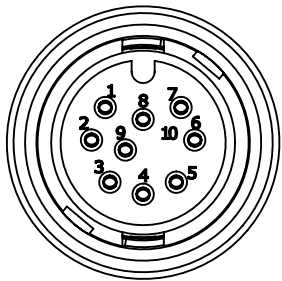


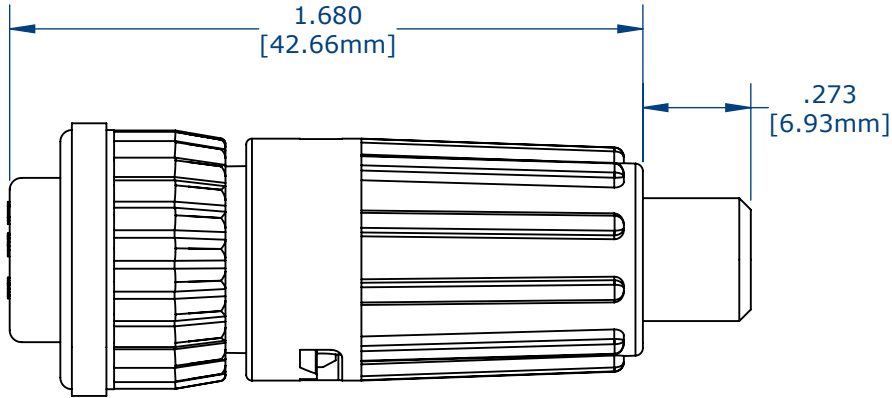
- NOTES:
- 1. CONTACTS ARE ASSEMBLED INTO CONNECTOR.
 - 2. PARTS ARE TO BE BULK PACKED.
 - 3. ALL DIMENSIONS ARE FOR REFERENCE ONLY.

ASSEMBLY P/N	CABLE O.D
W6882-9SG-522	0.220 - 0.250
W6882-9SG-528	0.265 - 0.285


NO. OF CONTACTS GROMMET SIZE



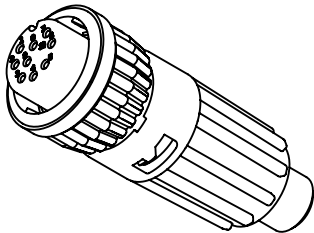
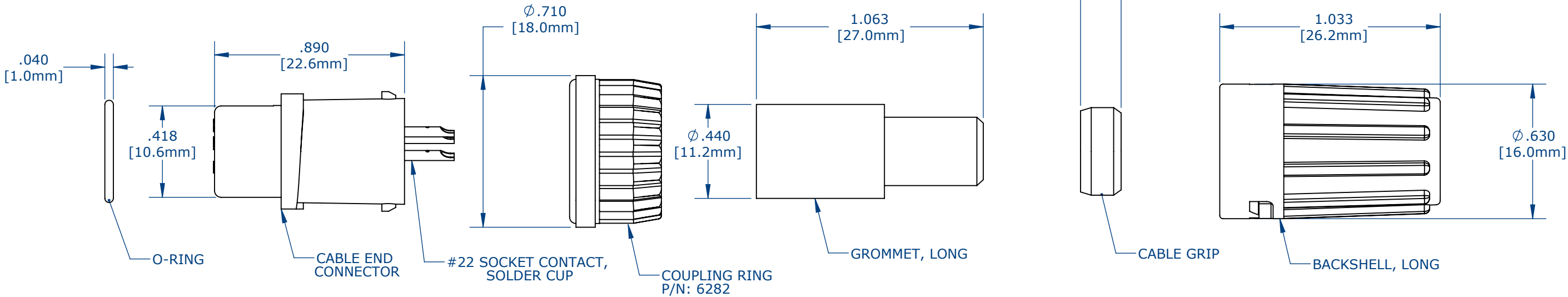
FRONT VIEW



ASSEMBLED KIT VIEW



WIRE VIEW



ASSEMBLED KIT
FOR CUSTOMER REFERENCE

CUSTOMER DRAWING

WIRE COLOR CODE (REF)									
POS. 1	POS. 2	POS. 3	POS. 4	POS. 5	POS. 6	POS. 7	POS. 8	POS. 9	POS.10

CUSTOMER APPROVAL

THIS DOCUMENT CONTAINS CONFIDENTIAL INFORMATION PROPRIETARY TO CONXALL CORPORATION. ANY REPRODUCTION, DISCLOSURE, OR USE OF THIS DOCUMENT /INFORMATION IS EXPRESSLY PROHIBITED UNLESS AUTHORIZED IN WRITING BY CONXALL CORPORATION.

APPROVED BY: _____

DATE: _____

0A	AM	08/09/16	FIRST DRAWN
REV.	INIT.	DATE	DESCRIPTION
AM		08/09/16	
ALL INFORMATION ILLUSTRATED IS THE PROPERTY OF "CONXALL CORPORATION." UNAUTHORIZED DUPLICATION OR DISTRIBUTION OF THIS DOCUMENT IS PROHIBITED.			conxall 601 E. WILDWOOD VILLA PARK, IL 60181
ALL UNITS ARE IN FEET, INCHES, FRACTION OF INCHES AND DECIMALS.			
UNLESS OTHERWISE SPECIFIED TOLERANCES: 3 PLACE DECIMALS ±.005 ANGLES ±1° FRACTIONS ±1/16			TITLE: CABLE CONNECTOR, KIT 9 #22 SOCKET CONTACT SOLDER LONG BACKSHELL, MINI-CON-X STANDARD PRODUCT
APPROVED BY:			CUSTOMER:
SCALE NTS	SIZE B	SHEET 1 OF 1	PART NUMBER: W6882-9SG-5XX
FILE:	DIRECTORY: SLW		REV 0A