THIS DRAWING IS UNPUBLISHED. RELEASED FOR PUBLICATION -,- .
© COPYRIGHT - BY TYCO ELECTRONICS CORPORATION. ALL RIGHTS RESERVED.

LOC	DIST
H	—

REVISIONS

P	LTR	DESCRIPTION	DATE	DWN	APVD
	H	ECR-07-011431	05-06-07	BSV	MKO

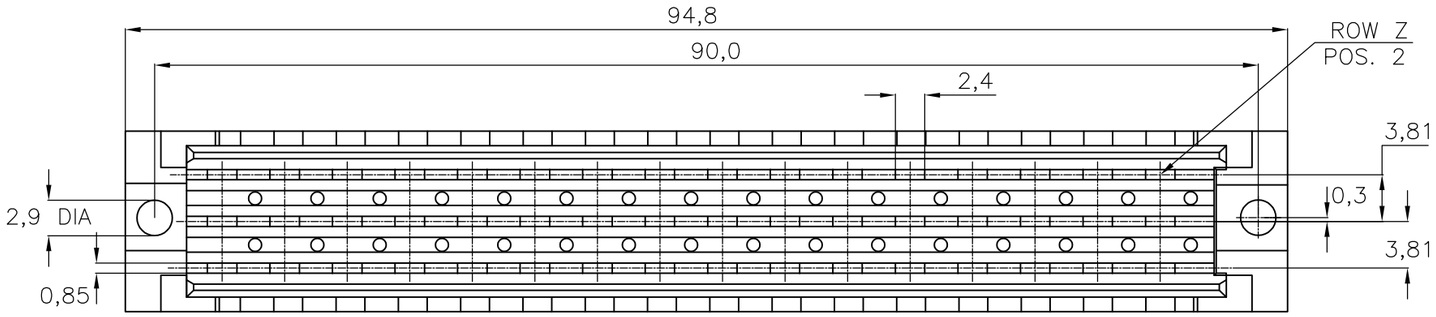

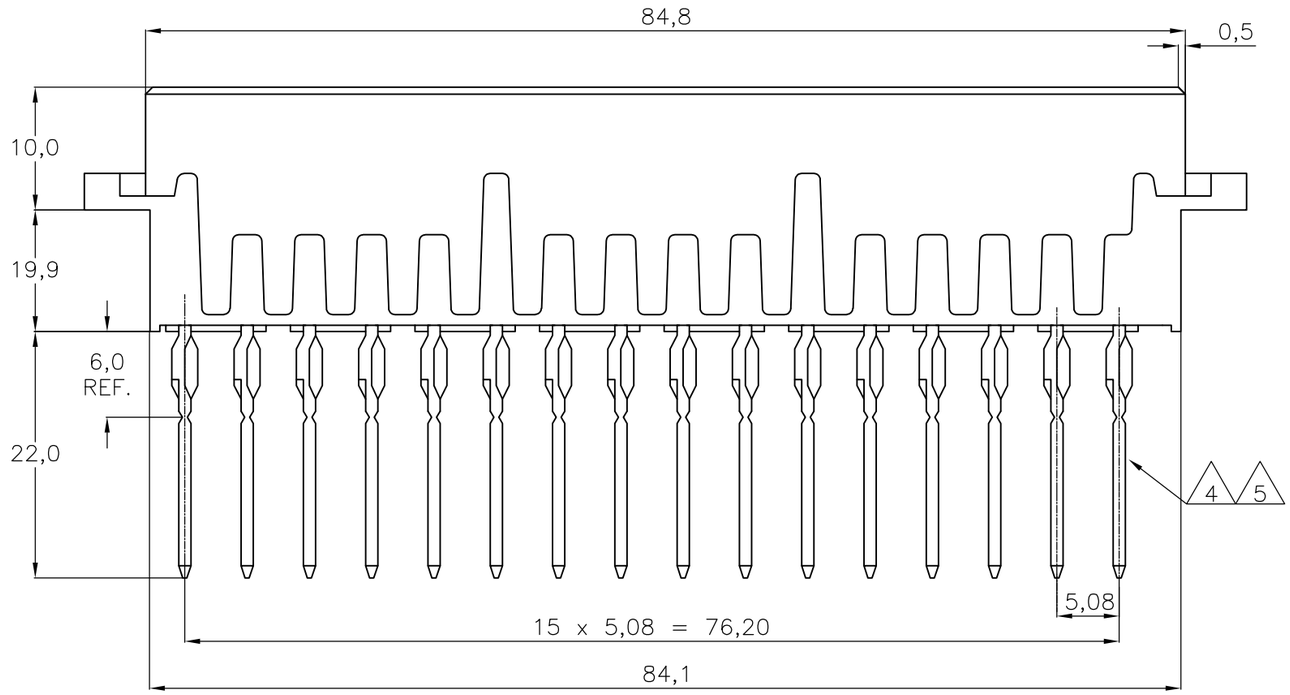

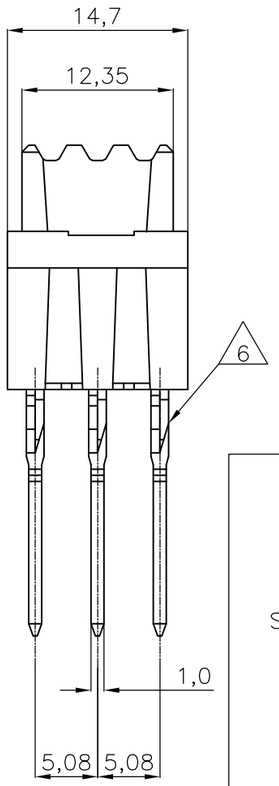

NOTES:

1. MATERIAL:
   - HOUSING: 20% G.F. THERMOPL.POLYESTER 94V0. COLOUR : GREY
   - CONTACTS: PHOSPHORBRONZE
2. MATERIAL: (ONLY FOR 9-166648-1).
   - HOUSING: 30% G.F. THERMOPL.POLYESTER 94HB. COLOUR : GREY
   - CONTACTS: PHOSPHORBRONZE
3. PLATING CONTACT :
   - -1 : 1,25 µm AU OVER 1,25 µm NI AT CONTACT SIDE. SN OVER 1,25 µm NI AT BOARD SIDE.
   - -4 : SAME AS -1 ONLY 0,8 µm AU.
   - -7 : SAME AS -1 ONLY 2,0 µm AU.
   - -8 : SAME AS -1 ONLY 0,4 µm AU.
   - 2- -1 : SAME AS -1.
   - 2- -4 : SAME AS -4.
   - 9- -1 : SAME AS -1.
4. EXTENDED ENDS OF POSTS MUST BE BROKEN OFF AFTER INSERTION CONNECTOR IN P.C.B.
5. EXTENDED ENDS OF POSTS ALREADY BROKEN OFF. (FOR 2-166648-4 AND 2-166648-1).

FINISH	MATERIAL	PARTNUMBER
SEE NOTE 3	SEE NOTE 2	OBS ~~9-166648-1~~
	SEE NOTE 1	2-166648-4
		2-166648-1
		OBS ~~166648-8~~
		OBS ~~166648-7~~
		166648-4
		OBS ~~166648-1~~

ROW	z	b	d
POS	32	30	28
	X	X	X
	X	X	X
	X	X	X
	X	X	X
	X	X	X
	X	X	X
	X	X	X
	X	X	X
	X	X	X
	X	X	X
	X	X	X
	X	X	X
	X	X	X
	X	X	X
	X	X	X
	26	24	22
	20	18	16
	14	12	10
	8	6	4
	2		

NOTES:

6. AN ASTERISK ,,X'' DENOTES A CONTACT.
   FOR P.C.B.-THICKNESS 2,4-3,2.

P.C.B. HOLE DIM. ACTION PIN	
DRILLED HOLE	: 1,75 +/- 0,025 mm
FIN. HOLE	:1,54 to 1,69 mm
AFTER REFLOW	: 1,51 to 1,69 mm
Cu-thks	: 0,025 to 0,075 mm
SN-thks	:0,004 to 0,010 mm

THIS DRAWING IS A CONTROLLED DOCUMENT.

DIMENSIONS: mm

TOLERANCES UNLESS OTHERWISE SPECIFIED:

0 PLC	± -
1 PLC	± -
2 PLC	± -
3 PLC	± -
4 PLC	± -
ANGLES	± -

MATERIAL -

FINISH -

DWN J.V.GRUNSVEN 26JUN86
CHK J. GIBBELS -
APVD — -
PRODUCT SPEC —
APPLICATION SPEC —
WEIGHT —

Tyco Electronics

Tyco Electronics Corporation
's-Hertogenbosch, Nederland

NAME
3 x 16 POS. TYPE F FEMALE B.T.B. - ACTION PIN CONNECTOR

SIZE	CAGE CODE	DRAWING NO	RESTRICTED TO
A3	00779	C-166648	—

CUSTOMER DRAWING

SCALE	SHEET	REV
NTS	1 OF 1	H