



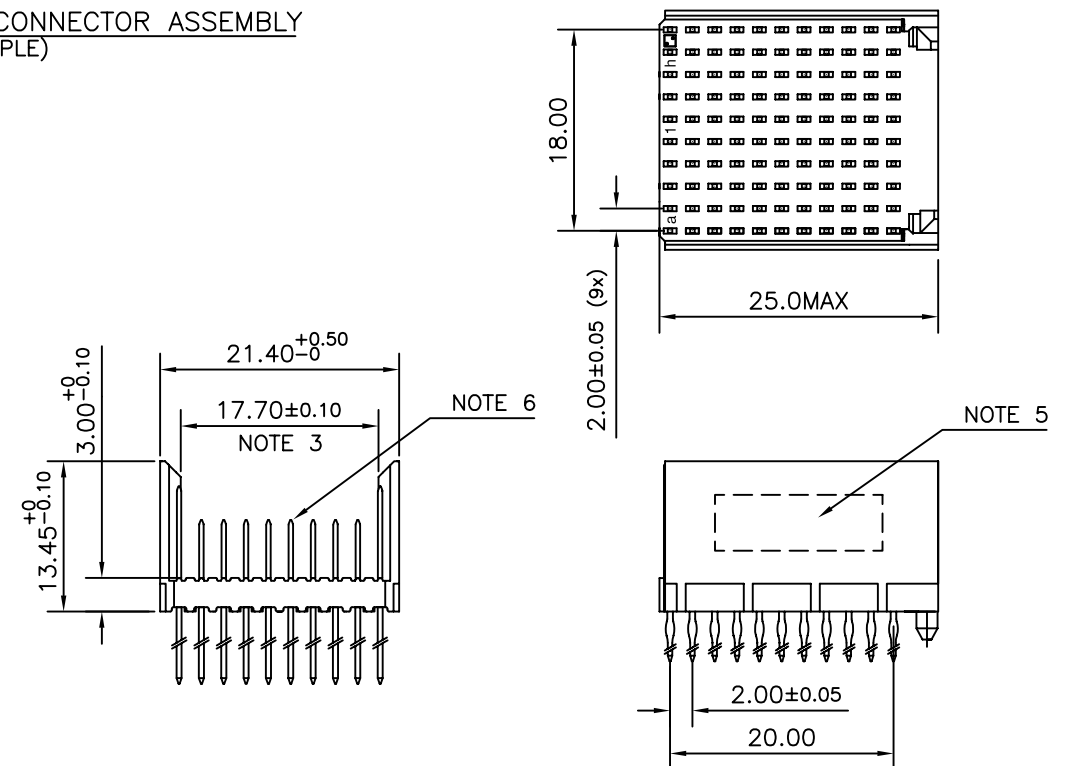
FCIconnect.com

Copyright FCI

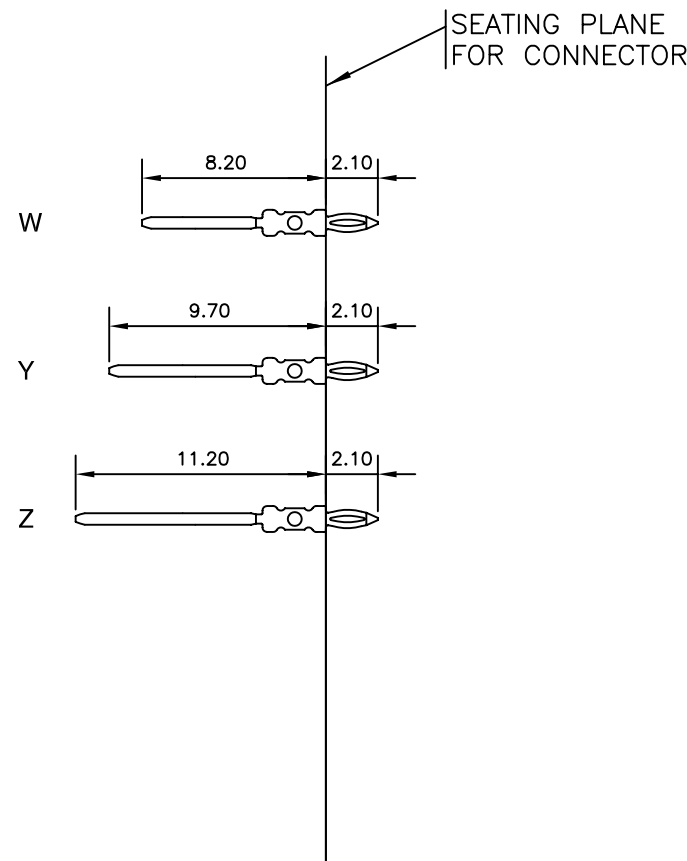
LOADING PATTERN MATING SIDE

y	Z	Z	Z	Z	Z	Z	Z	Z	Z	Z
h	W	W	W	W	W	W	W	W	W	W
g	W	W	W	W	W	W	W	W	W	W
f	Y	Y	Y	Y	Y	Y	Y	Y	Y	Y
e	W	W	W	W	W	W	W	W	W	W
d	W	W	W	W	W	W	W	W	W	W
c	Y	Y	Y	Y	Y	Y	Y	Y	Y	Y
b	W	W	W	W	W	W	W	W	W	W
a	W	W	W	W	W	W	W	W	W	W
z	Z	Z	Z	Z	Z	Z	Z	Z	Z	Z
POS	01				05					10

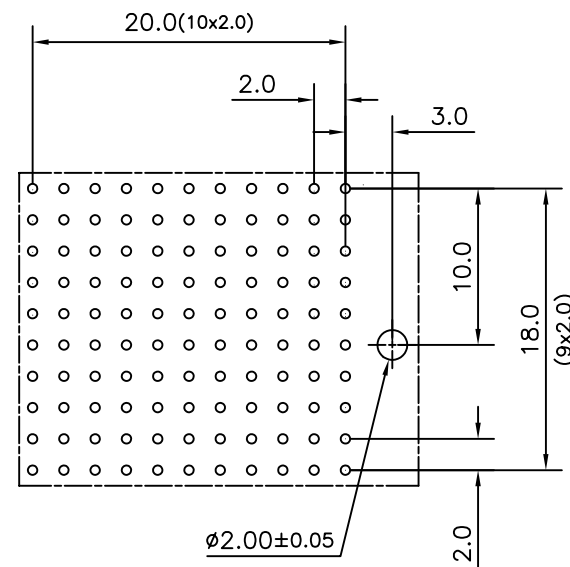
LOADED CONNECTOR ASSEMBLY
(FOR EXAMPLE)



CONTACT OVERVIEW



LAY-OUT P.C.B.-HOLE



HM2P89PZJ1P1

LEAD FREE INDICATOR : LF = LEAD FREE
(DIGIT 15 & 16)

PLATING CODE (DIGIT 13 AND 14)
(REF DRW NO. BS,C , 201844 , 003)

NOTES

1. THIS PRODUCT IS CSA APPROVED.
2. THIS PRODUCT IS UL RECOGNIZED.
3. MEASURED AT THE BOTTOM.
4. MATERIAL CONTACT: PHOSPHORBRONZE
HOUSING: CREAM WHITE GLASS FILLED POLYESTER UL-94V0
5. CONNECTOR PRINTED WITH P/N AND DATE CODE.
6. FOR ACTUAL CONTACT LOADINGS, SEE LOADING PATTERN MATING SIDE.
7. SHAPE OF CONNECTOR HOUSING CAN ALTER DEPENDING ON PRODUCTION LOCATION
8. THE PRODUCT (LF) MEETS EUROPEAN UNION DIRECTIVES AND OTHER COUNTRY REGULATIONS AS DESCRIBED IN GS-22-008
9. FOR RECOMMENDED PTH DIMENSIONS REFER DRAWING : BS, A , 201572 , 001

CATALOG NO: HM2P89PZJ1P1----

mat'l. code SEE NOTE 4				surface ISO 1302 ✓	tolerance ISO 406 ISO 1101	projection 	product family MILLIPACS			
ltr	ecn no	dr	date	tolerances unless otherwise specified		MM 	title MPACS 8+2R STR HDR PF CONN TYPE F			
A	108-0072	MINI	2008-06-12	angles	linear					
B	109-0207	GT	2009-10-06	0°±1°		scale —				
				dr	MINI K VANDANATH	2008-06-12				
				enr	ALEX BABU	2008-06-12				
				chr	ALEX BABU	2008-06-12				
				appd	ALEX BABU	2008-06-12	dwg no BS, C ,203028, 809			
sheet index		revision	B				sheet 1 of 1			
		sheet	1				size A3			
							type Product Customer Drawing			