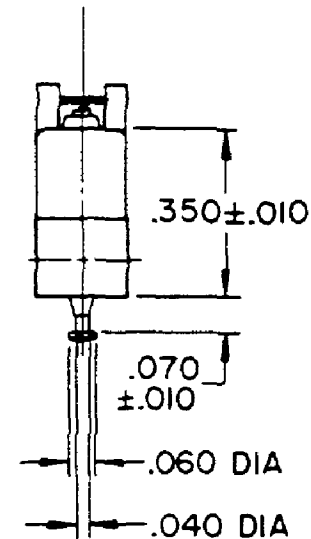
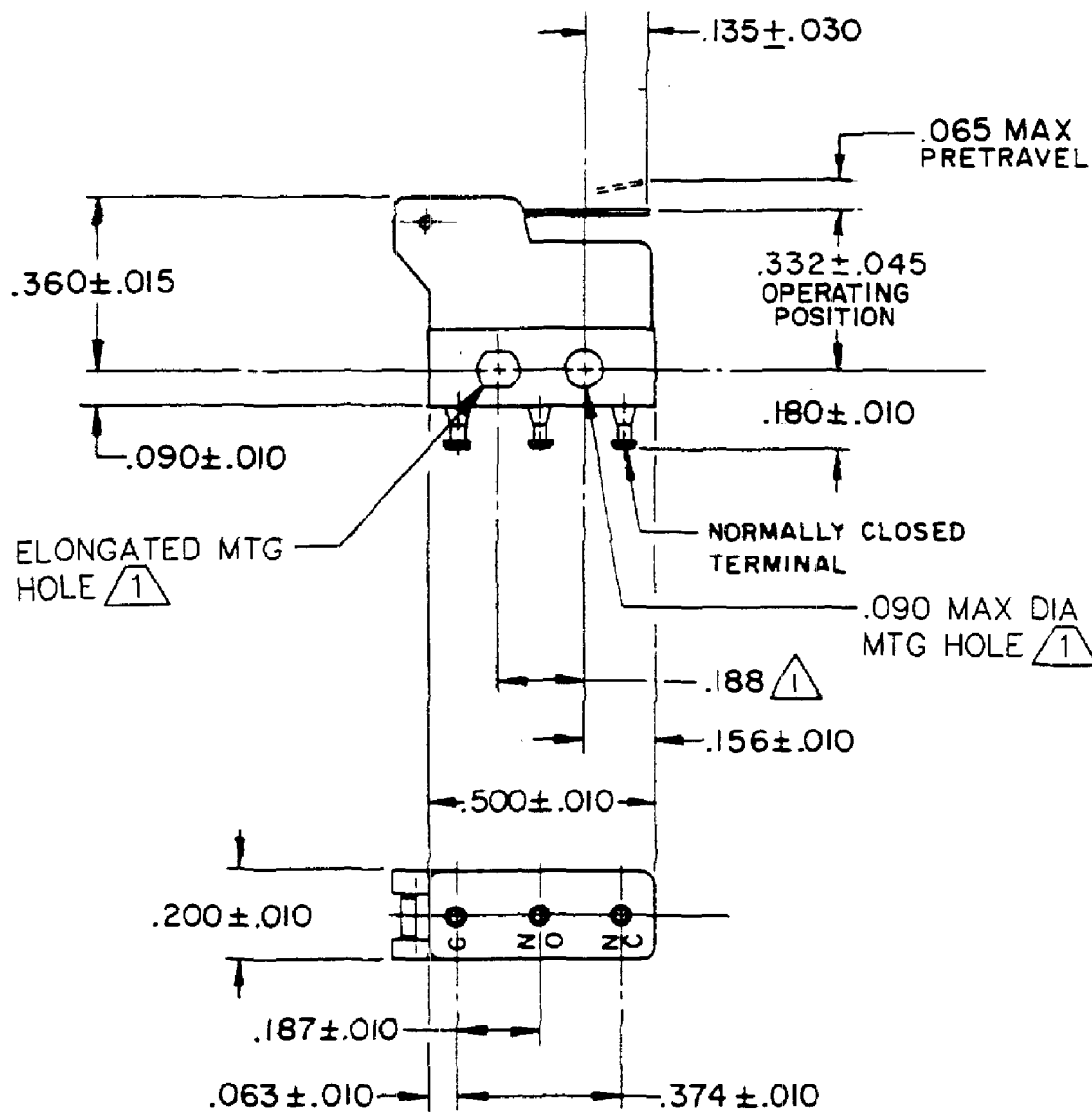
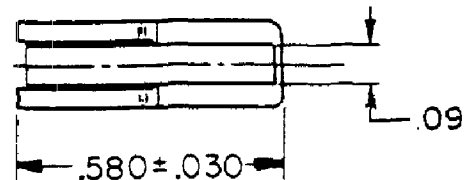


| |
|--------------------------|
| HONEYWELL PART NUMBER |
| 311SX1-T |
| PRODUCT CODE VDS0010 |

| REV | DOCUMENT | CHANGED BY | CHECK |
|-----|----------|------------|-------|
| 12 | 0038558 | SS 08MAY08 | BLR |



- NOTE-**
- 1 MOUNTING HOLES WILL ACCEPT PINS OR SCREWS OF .087 MAX DIA ON .188 ± .002 CENTERS
 - 2 - TERMINALS ARE PLATED FOR SOLDERING
 - 3 - SWITCH WILL WITHSTAND TEMPERATURE OF 250° F

| | |
|-------------|-----------|
| RELEASE NO. | PR-861 |
| REPLACES | X41461-SX |

| CHARACTERISTICS | |
|---------------------|------------------|
| OPERATING FORCE | -- --50 GRAM MAX |
| RELEASE FORCE | -- -- 9 GRAM MIN |
| DIFFERENTIAL TRAVEL | -- .020 MAX |
| OVERTRAVEL | -- -- .014 MIN |

| ELECTRICAL DATA | | | |
|-----------------------------|-----------------------------------------------------------|----------------------|--|
| CONTACT ARRANGEMENT SPDT | | | |
| 28 VOLTS DC RATING | | 115 VOLTS AC, 60 CPS | |
| SEA LEVEL | 50,000 FT | SEA LEVEL | |
| INDUCTIVE | 3 AMP 2 AMP | 5 AMP | |
| RESISTIVE | 5 AMP 4 AMP | 5 AMP | |
| APPROVALS | KEMA, CE 5A 250 V - T125 5E4 UL, CSA 5A 250 VAC L4L | | |

| |
|--------------------------|
| DESIGN UNITS: INCH |
| TOLERANCES UNLESS NOTED: |
| NO PLACE X ± |
| ONE PLACE .X ± |
| TWO PLACE .XX ± |
| THREE PLACE .XXX ± |
| FOUR PLACE .XXXX ± |
| ANGLES ± |
| THIRD ANGLE PROJECTION |

| | | |
|--------------------------------------------------------------------------------------------------------------------------------------------------------|-----|---------|
| DRAWN | SPK | 25FEB08 |
| CHECK | RJ | 25FEB08 |
| THIS DRAWING COVERS A PROPRIETARY ITEM AND IS THE PROPERTY OF HONEYWELL. THIS DRAWING IS NOT TO BE COPIED OR USED WITHOUT THE PERMISSION OF HONEYWELL. | | |
| INTERPRET PER ANSI Y14.5M-1982 OTHER HONEYWELL ENGINEERING STANDARDS MAY APPLY | | |
| RASTER | | |

| | | | |
|--------------------------------|----------|---------------------|--------------|
| Honeywell | | | |
| TITLE SWITCH - BASIC | | | |
| SIZE | TYPE | DRAWING NAME | REV |
| B | I | 311SX1-T | 12 |
| SCALE | - | WEIGHT: .003 LB MAX | SHEET 1 OF 1 |