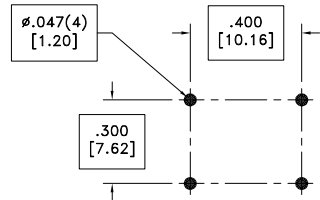
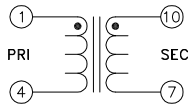
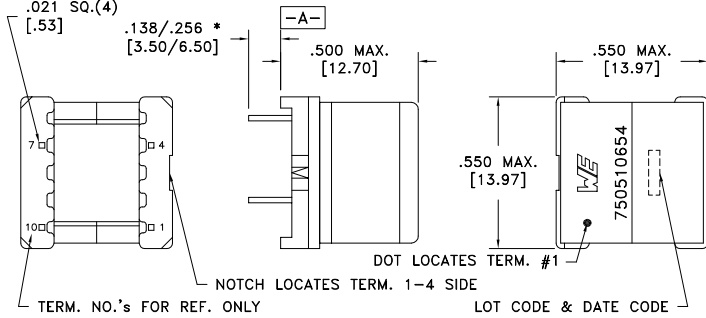


CUSTOMER TERMINAL	RoHS	LEAD(Pb)-FREE
Sn96%, Ag4%	Yes	Yes

more than you expect



PART MUST INSERT FULLY TO SURFACE A IN RECOMMENDED GRID * DIMENSION MAY BE EXCEEDED WITH SOLDER ONLY



RECOMMENDED P.C. PATTERN, COMPONENT SIDE

ELECTRICAL SPECIFICATIONS @ 25°C unless otherwise noted:

PARAMETER	TEST CONDITIONS	VALUE
D.C. RESISTANCE	1-4 @20°C	0.200 ohms max.
D.C. RESISTANCE	10-7 @20°C	0.350 ohms max.
INDUCTANCE	1-4 100kHz, 1.0VAC, Ls	1.00mH ±30%
INDUCTANCE	1-4 100kHz, 1.0VAC, 15mADC, Ls	1.00mH ±30%
LEAKAGE INDUCTANCE	1-4 tie(7+10), 75kHz, 100mVAC, Ls	1.2uH max.
INTERWINDING CAPACITANCE	1-10 tie(1+4, 7+10), 75kHz, 1.0VAC, Cs	30pF max.
DIELECTRIC	1-10 2000VAC, 1 second	-
TURNS RATIO	(10-7):(1-4)	1.5:1, ±3%

GENERAL SPECIFICATIONS:

OPERATING TEMPERATURE RANGE: -20°C to +80°C.

Wire insulation & RoHS status not affected by wire color.
Wire insulation color may vary depending on availability.

DETAILS SUBJECT TO CHANGE

REV.	DATE	Packaging Specifications Method: Tray PKG-0318 www.we-online.com/midcom		Tolerances unless otherwise specified: Angles: ±1° Fractions: ±1/64 Decimals: ±.005 [1.3] Footprint: ±.001 [0.3]	DRAWING TITLE TRANSFORMER	PART NO. 750510654
6A	9/16	SEE REVISION SHEET FOR REVISION LEVEL		This drawing is dual dimensioned. Dimensions in brackets are in millimeters.	eiSos p/n: 750510654	SPECIFICATION SHEET 1 OF 1