

Thermofit[®] Molded Parts Specification Control Drawing

If this document is printed it becomes uncontrolled.
Check for the latest revision.

Part Number: 102A993
Description: Switch Cover

Notes:

- All dimensions are in Inches
[Millimeters]
- Dimensions appearing in table are as follows:
a - as supplied
b - after unrestricted recovery
- Coating is optional. As supplied dimensions appearing in table are for uncoated parts. When coating is added, entry diameters will be reduced by .06 max.
- This part fits MS 24658 switch or equivalent shaped lever lock switch.
- Standard color is grey. Other colors available upon request.

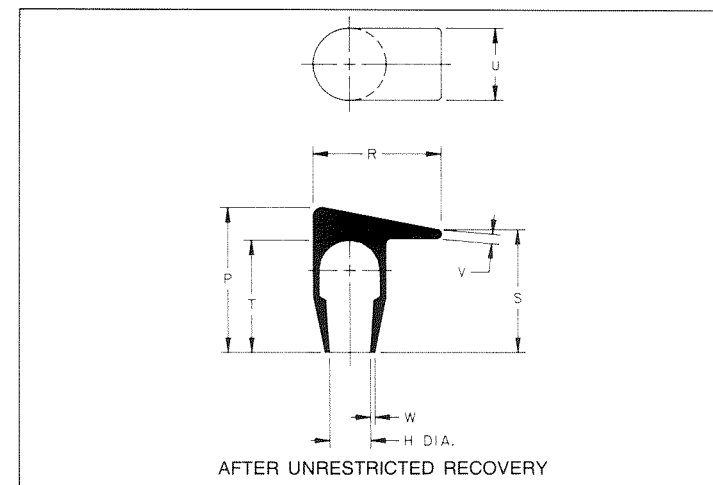
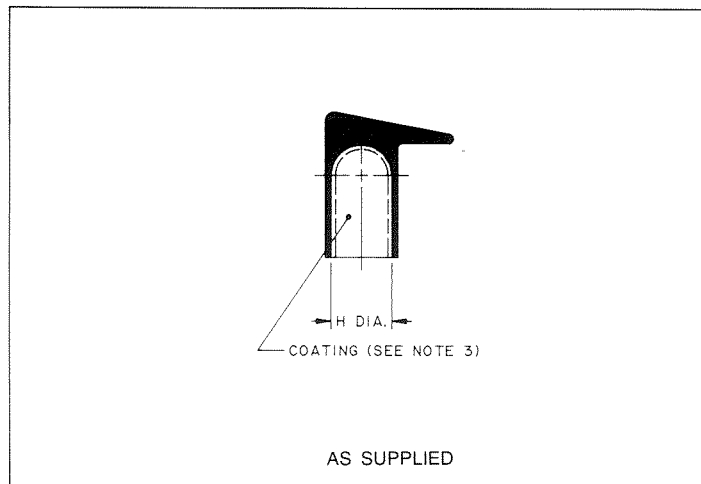


Table of Dimensions

Part Number	H		P	R	S	T	U	V	W
	Min a	Max b	± 10% b	± 10% b	± 10% b	± 10% b	± 10% b	± 10% b	± 10% b
102A993	.50 [12,7]	.25 [6,4]	1.02 [25,9]	.88 [22,4]	.85 [21,6]	.78 [19,8]	.50 [12,7]	.06 [1,52]	.04 [1,02]

Raychem

Raychem Corporation
300 Constitution Drive
Menlo Park, California 94025
415) 361 6055

Revision: **B**
Date: **8-1-85**

Part Number: 102A993
Description: Switch Cover

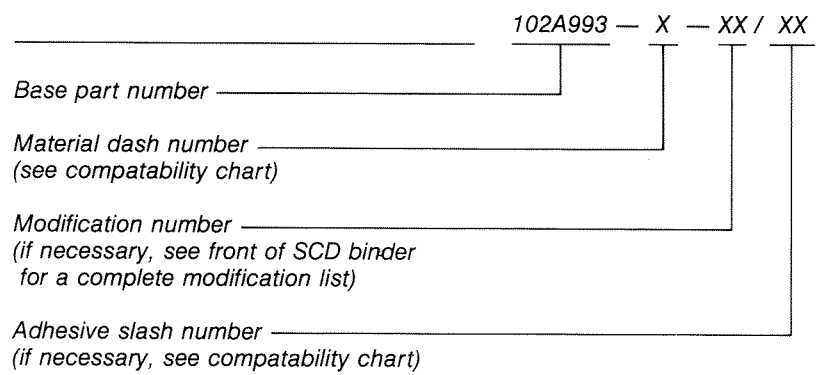
Thermofit[®] Molded Parts Specification Control Drawing

Part Number: 102A993
Description: Switch Cover

Compatability Chart

Material Dash No.	Material Description	RT Spec	Coating Slash No.	Coating S No.	Coating Description
- 3	Polyolefin, Semi-Rigid	RT-301	/42	S-1017	Adhesive

Ordering Information:



This drawing is subject to change without notice; consult your nearest field representative for current revision.

Raychem

Raychem Corporation
300 Constitution Drive
Menlo Park, California 94025
415) 361 6055

Revision: **B**
Date: **8-1-85**

Part Number: 102A993
Description: Switch Cover