Alle Rechte vorbehalten/ *All rights reserved*

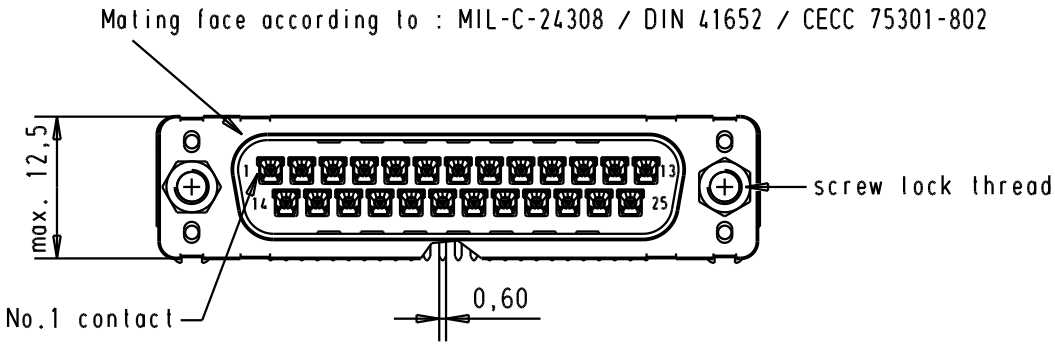

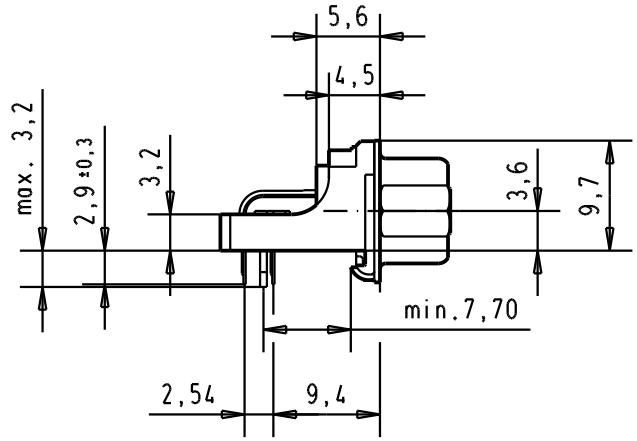

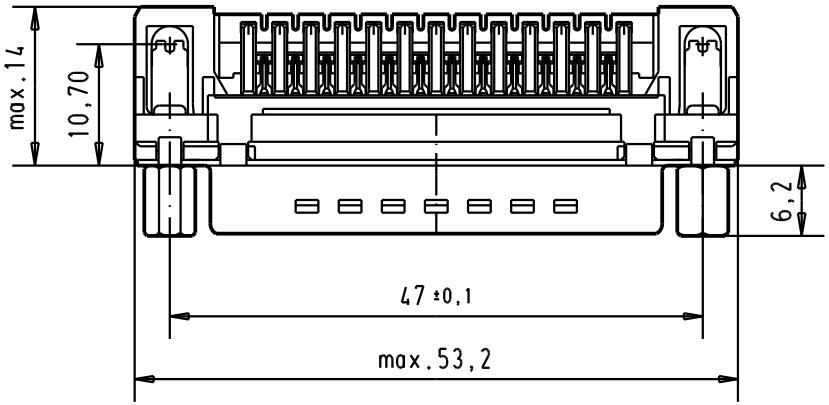

PCB layout hole
component side

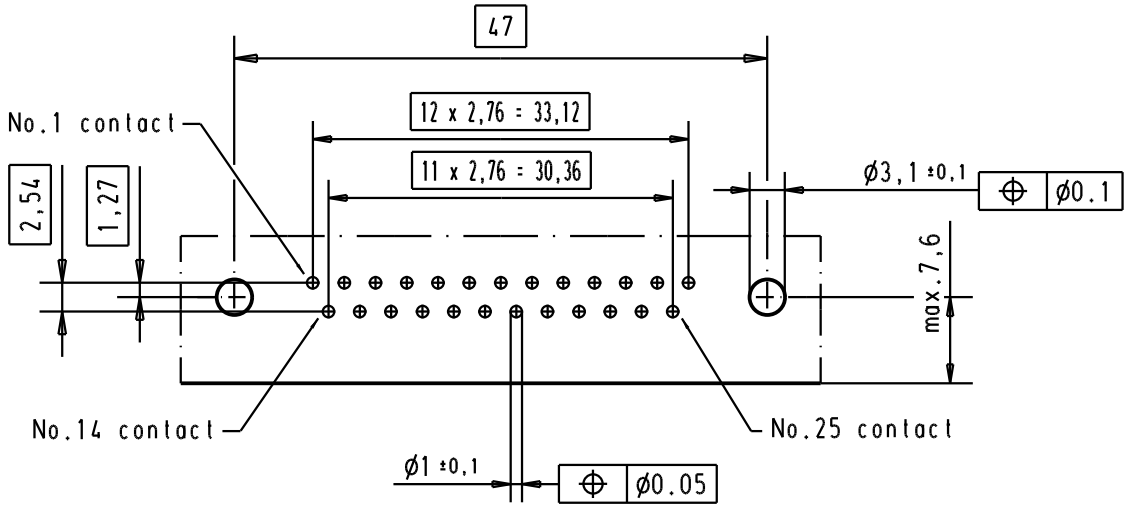

Connector retention and assembling forces on the PCB = 25 / 80 newtons

Part number	Screw lock thread	Performance level	Mod.	Dat.	Name
			31892	22/04/04	JH
09 65 362 3817	4-40 UNC	1	31084	04/SEP/02	YT
09 65 362 6817	4-40 UNC	2	29689	03/07/01	AA
09 65 362 7817	4-40 UNC	3	27960	18/dec/00	ALSPACE

	Dat.	Name
Detail.	18/dec/00	ALSPACE
Insp.		
Stand.		

All Dim. in mm
Orig. Size DIN A 4

HARTING EURL
F-95972 Paris

D-Sub, male, low profil angle
25 poles, with solder pin,
screw lock, grounding board lock.

Maßstab/ *Scale* 1.5:1

TB 0965362x81x

Sub.

Blatt/ *Page* 3