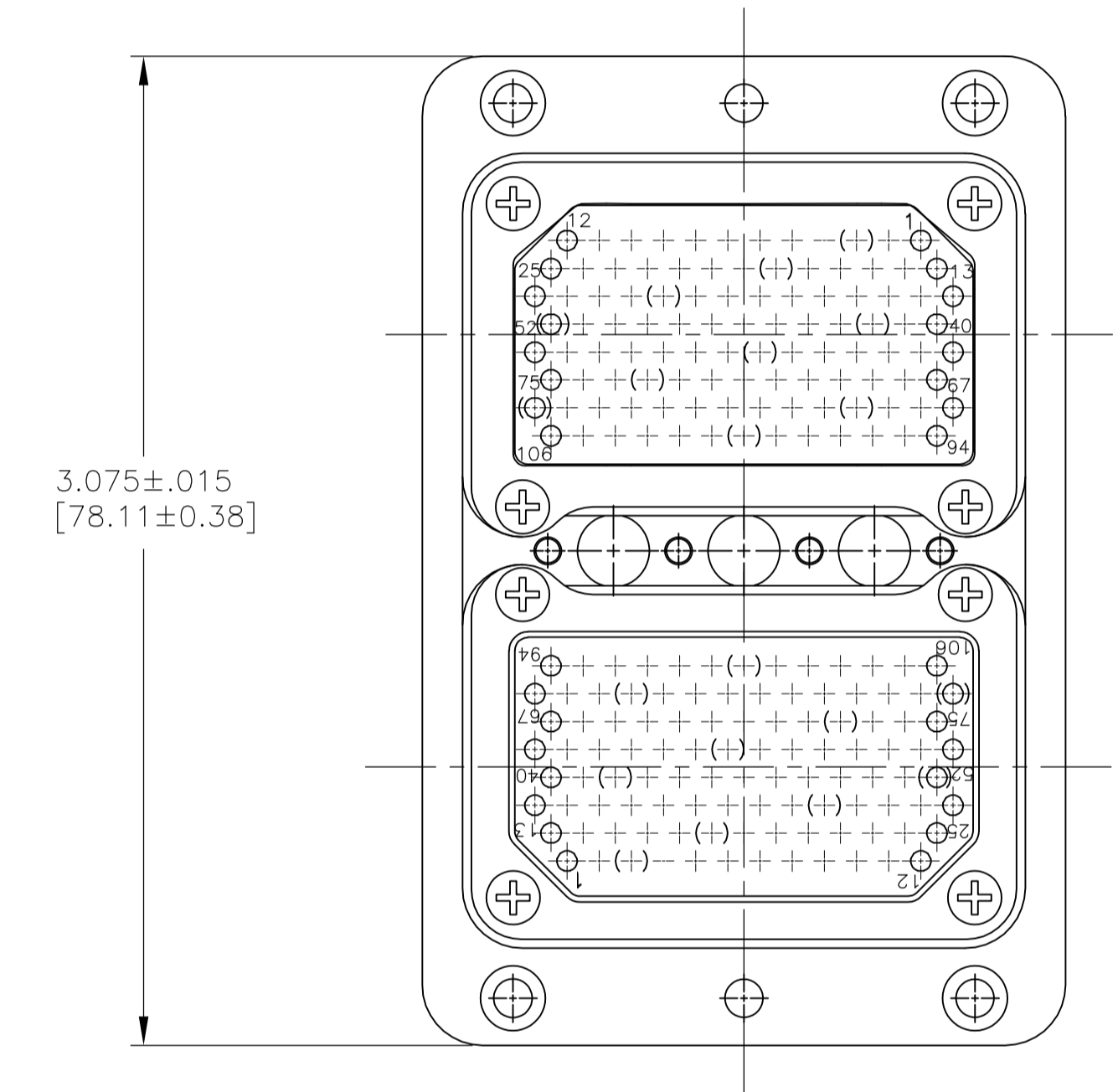
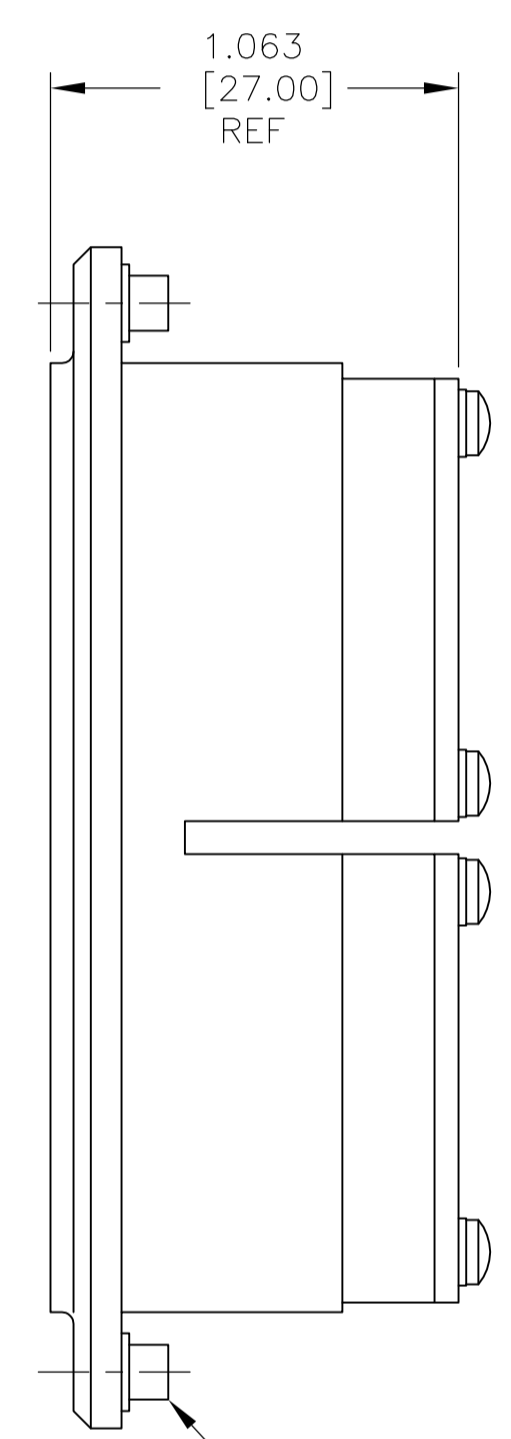
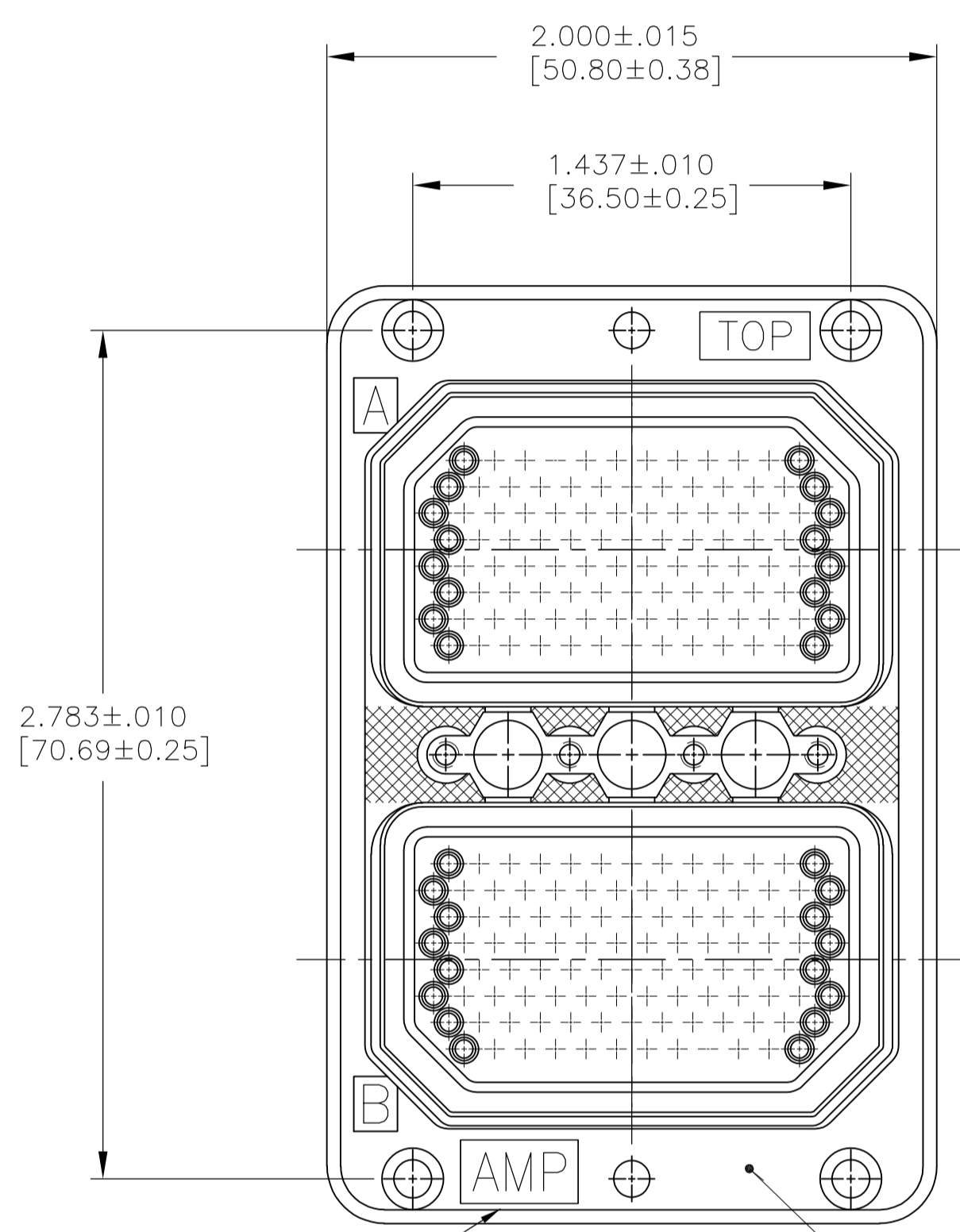
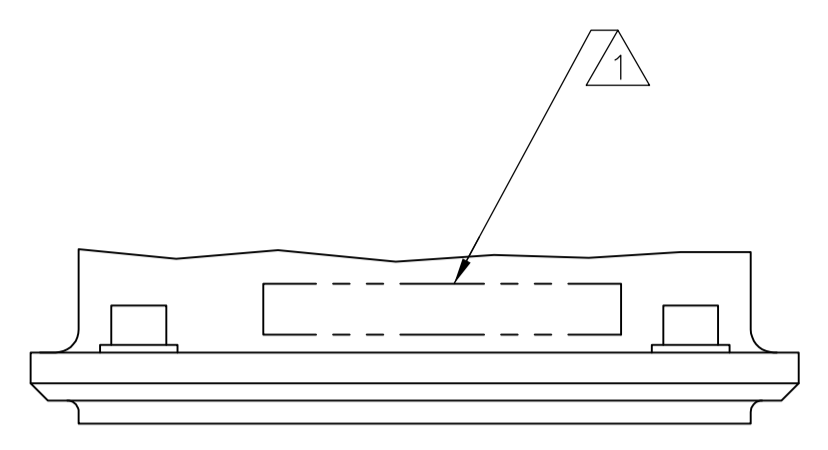


LOC		DIST		REVISIONS			
P	LTR	DESCRIPTION	DATE	DWN	APVD		
A		RELEASED	3-13-14	CT	DE		



- 1. THE PART NO. AND DESCRIPTIVE PART NO. MARKED IS THIS AREA.
- 2. "AMP" AND DATE CODE MARKED IN THIS AREA.
- 3. KEYING NOT SUPPLIED.
- 4. MATERIAL AND FINISH:
 SHELL: DIE CAST ALUMINUM ALLOY PER SPEC QQ-A-591.
 STANDARD FINISH: CADMIUM PLATE PER QQ-P-416, TYPE I, CLASS 2 YELLOW CHROMATE CONVERSION.
 INSERT RETENTION PLATE: ALUMINUM ALLOY, BLUE ANODIZE PER MIL-A-8625.
 SCREWS AND WASHERS: STAINLESS STEEL, PASSIVATED.
 POLARIZING POSTS: STAINLESS STEEL, PASSIVATED.
 POLARIZING NUTS: BRASS, CADMIUM PLATED.
 CLINCH NUTS: STEEL PER ASTM-A-109
 FINISH: CADMIUM PLATE PER QQ-P-416

1218476-1
PART NUMBER

THIS DRAWING IS A CONTROLLED DOCUMENT.		DIN C.C.THOMAS 3-13-14	STE TE Connectivity	
DIMENSIONS: INCHES		CHK D.FARY 3-13-14	NAME RCPT ASSY,ARINC 404,MM2R106S106S-0100 (201)	
TOLERANCES UNLESS OTHERWISE SPECIFIED:		APVD D.FARY 3-13-14	PRODUCT SPEC	
0. PLC ± -		APPLICATION SPEC		
1. PLC ± -		SIZE A1		
2. PLC ± -		CAGE CODE 00779		
3. PLC ± -		DRAWING NO 1218476		
4. PLC ± -		RESTRICTED TO		
ANGLES ± -		WEIGHT		
MATERIAL		CUSTOMER DRAWING		
FINISH		SCALE 2:1 SHEET 1 OF 1 REV A		