



**SERIES:** HSS-B20-01 | **DESCRIPTION:** HEAT SINK

**FEATURES**

- TO-220 package
- available with and without solder pin
- slide in style for easy component attachment
- black anodized finish



**MODEL**

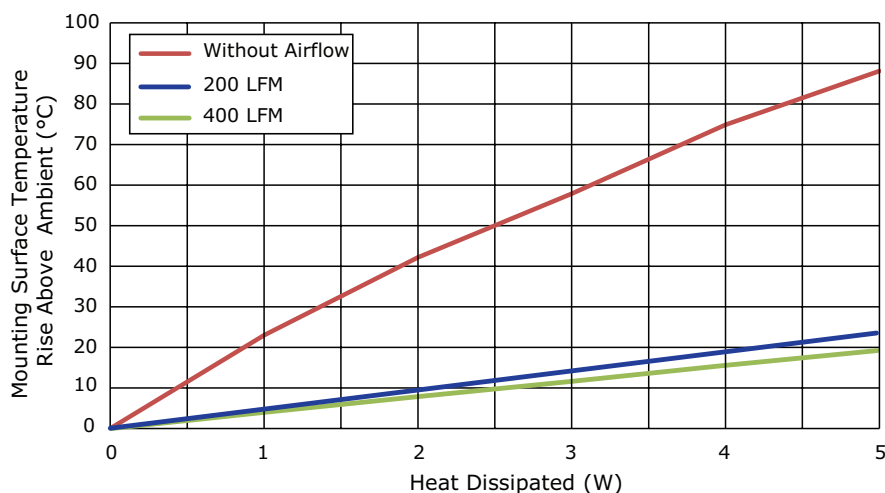
	solder pin		thermal resistance <sup>1</sup>				power dissipation <sup>1</sup> @ 75°C ΔT, nat conv (W)
	orientation	length (mm)	@ 75°C ΔT, nat conv (°C/W)	@ 1 W, nat conv (°C/W)	@ 1 W, 200 LFM (°C/W)	@ 1 W, 400 LFM (°C/W)	
HSS-B20-061H	horizontal	6.1	18.63	23.05	5.01	4.01	4.02
HSS-B20-0953H	horizontal	9.53	18.63	23.05	5.01	4.01	4.02
HSS-B20-065V	vertical	6.5	18.63	23.05	5.01	4.01	4.02
HSS-B20-NP	no pin	--	18.63	23.05	5.01	4.01	4.02

Note: 1. See performance curves for full thermal resistance details.

**PERFORMANCE CURVES**

Power (W)	Heatsink Temperature Rise Above Ambient (ΔT = T <sub>hs</sub> - T <sub>a</sub> ) (°C)		
	Natural Conv.	200 LFM	400 LFM
0	0	0	0
1	23.05	5.01	4.01
2	42.19	9.68	7.89
3	57.90	14.39	11.64
4	74.85	18.96	15.57
5	88.08	23.63	19.26

T<sub>hs</sub>: "hot spot" temperature measured on the heatsink  
T<sub>a</sub>: ambient temperature

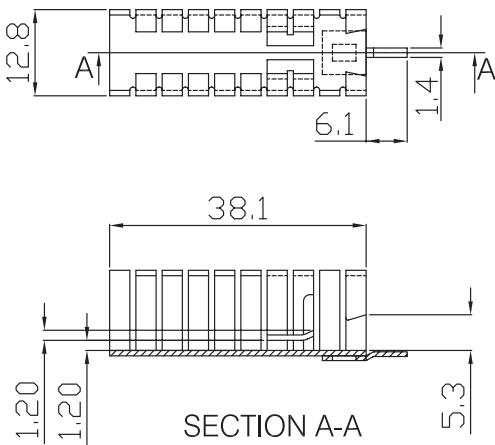


## MECHANICAL DRAWING

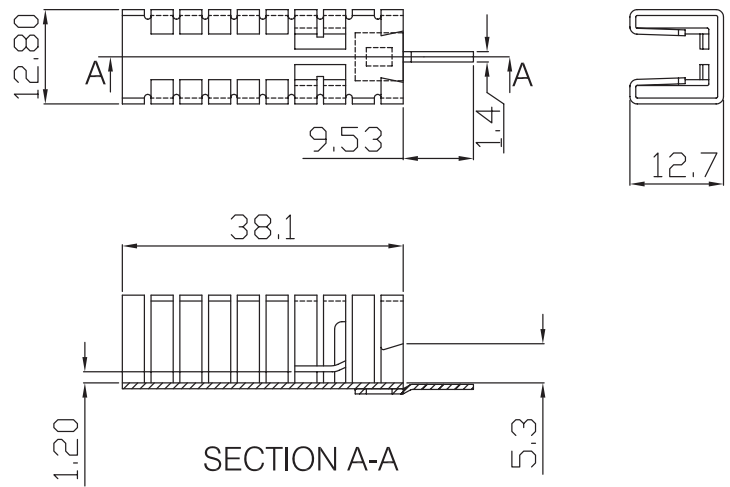
units: mm  
tolerance: ±0.5 mm

MATERIAL	AL5052
FINISH	black anodized
THICKNESS	0.8 mm
PIN MATERIAL	brass
PIN PLATING	tin
WEIGHT	HSS-B20-061H: 3.1 g HSS-B20-0953H: 3.1 g HSS-B20-065V: 3.1 g HSS-B20-NP: 3.0 g

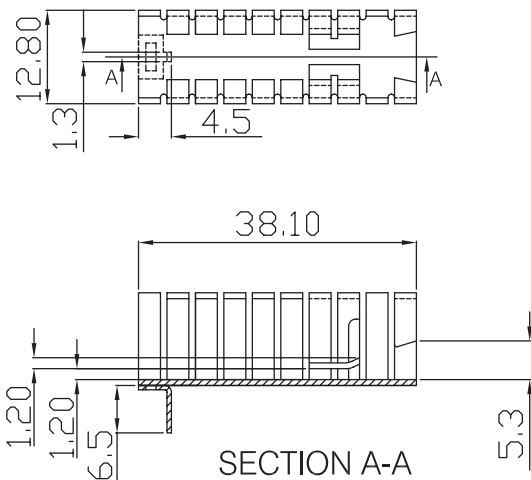
**HSS-B20-061H**



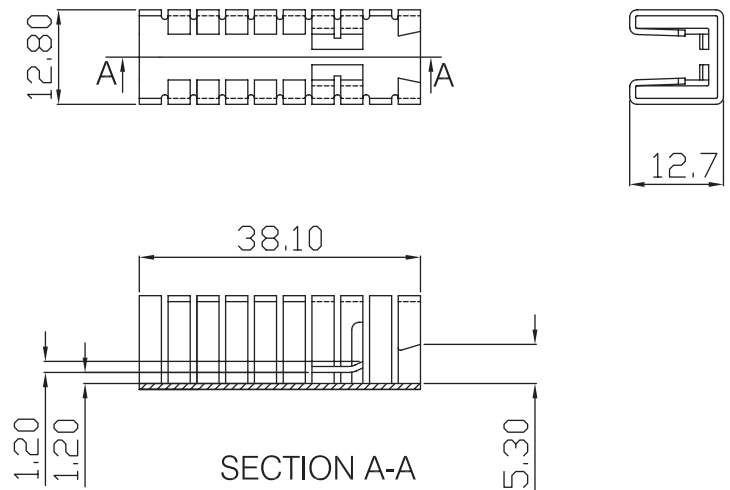
**HSS-B20-0953H**



**HSS-B20-065V**



**HSS-B20-NP**



## REVISION HISTORY

---

rev.	description	date
1.0	initial release	03/29/2017

The revision history provided is for informational purposes only and is believed to be accurate.



**CUI INC**<sup>®</sup>

**Headquarters**  
20050 SW 112th Ave.  
Tualatin, OR 97062  
**800.275.4899**

Fax 503.612.2383  
**cui.com**  
techsupport@cui.com

CUI offers a one (1) year limited warranty. Complete warranty information is listed on our website.

CUI reserves the right to make changes to the product at any time without notice. Information provided by CUI is believed to be accurate and reliable. However, no responsibility is assumed by CUI for its use, nor for any infringements of patents or other rights of third parties which may result from its use.

CUI products are not authorized or warranted for use as critical components in equipment that requires an extremely high level of reliability. A critical component is any component of a life support device or system whose failure to perform can be reasonably expected to cause the failure of the life support device or system, or to affect its safety or effectiveness.