



## Main

|                               |                             |
|-------------------------------|-----------------------------|
| Range of product              | OsiSense XU                 |
| Series name                   | General purpose single mode |
| Electronic sensor type        | Photo-electric sensor       |
| Sensor name                   | XUB                         |
| Sensor design                 | Cylindrical M18             |
| Detection system              | Diffuse                     |
| Material                      | Plastic                     |
| Line of sight type            | 90° lateral                 |
| Type of output signal         | Discrete                    |
| Supply circuit type           | DC                          |
| Wiring technique              | 3-wire                      |
| Discrete output type          | PNP                         |
| Discrete output function      | 1 NC                        |
| Electrical connection         | Cable                       |
| Cable length                  | 6.56 ft (2 m)               |
| Product specific application  | -                           |
| Emission                      | Infrared diffuse            |
| [Sn] nominal sensing distance | 0.33 ft (0.1 m) diffuse     |

## Complementary

|                           |   |
|---------------------------|---|
| Enclosure material        | PBT   |
| Lens material             | PMMA  |
| Maximum sensing distance  | 0.49 ft (0.15 m) diffuse                          |
| Output type               | Solid state                                       |
| Add on output             | Without   |
| Wire insulation material  | PvR   |
| Status LED                | 1 LED (yellow) output state                       |
| [Us] rated supply voltage | 12...24 V DC with reverse polarity protection     |
| Supply voltage limits     | 10...36 V DC                                      |
| Switching capacity in mA  | <= 100 mA (overload and short-circuit protection) |
| Switching frequency       | <= 500 Hz   |
| Voltage drop              | 1.5 V (closed state)                              |
| Current consumption       | 35 mA (no-load)                                   |
| Delay first up            | < 15 ms   |
| Delay response            | < 1 ms  |
| Delay recovery            | < 1 ms  |
| Setting-up                | Without sensitivity adjustment                    |
| Diameter                  | 0.71 in (18 mm)                                   |
| Length                    | 2.99 in (76 mm)                                   |
| Product weight            | 0.09 lb(US) (0.04 kg)                             |

## Environment

|                                       |   |
|---------------------------------------|---|
| product certifications                | CE<br>CSA<br>UL   |
| ambient air temperature for operation | -13...131 °F (-25...55 °C)  |
| ambient air temperature for storage   | -40...158 °F (-40...70 °C)  |
| vibration resistance                  | 7 gn, amplitude = +/- 1.5 mm (f = 10...55 Hz) conforming to IEC 60068-2-6 |

The information provided in this documentation contains general descriptions and/or technical characteristics of the products of the Schneider Electric group. It is not intended as a substitute for and is not to be used for determining suitability or reliability of these products for specific user applications. It is the duty of any user or integrator to perform the appropriate and complete risk analysis, evaluation and testing of the products with respect to the relevant specific application or use thereof. Neither Schneider Electric Industries SAS nor any of its affiliates or subsidiaries shall be responsible or liable for misuse of the information contained herein.

|                         |  |
|-------------------------|--|
| shock resistance        | 30 gn (duration = 11 ms) conforming to IEC 60068-2-27  |
| IP degree of protection | IP65 double insulation conforming to IEC 60529<br>IP67 double insulation conforming to IEC 60529 |

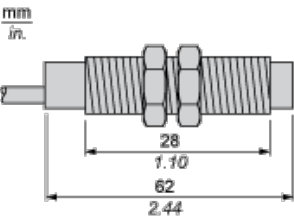
Offer Sustainability

|  |  |
|--|--|
| Not Green Premium product  | Not Green Premium product  |
| Compliant - since 0903 - Schneider Electric declaration of conformity  | Compliant - since 0903 - Schneider Electric declaration of conformity  |
| Reference not containing SVHC above the threshold  | Reference not containing SVHC above the threshold  |
| WARNING: This product can expose you to chemicals including:   | WARNING: This product can expose you to chemicals including:   |
| Diisononyl phthalate (DINP), which is known to the State of California to cause cancer, and                                | Diisononyl phthalate (DINP), which is known to the State of California to cause cancer, and                                |
| Di-isodecyl phthalate (DIDP), which is known to the State of California to cause birth defects or other reproductive harm. | Di-isodecyl phthalate (DIDP), which is known to the State of California to cause birth defects or other reproductive harm. |
| For more information go to <a href="http://www.p65warnings.ca.gov">www.p65warnings.ca.gov</a>                              | For more information go to <a href="http://www.p65warnings.ca.gov">www.p65warnings.ca.gov</a>                              |

Contractual warranty

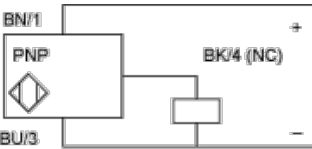
|                 |           |
|-----------------|-----------|
| Warranty period | 18 months |
|-----------------|-----------|

Dimensions



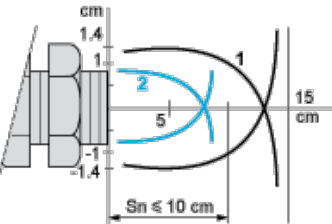
Wiring Schemes

PNP Outputs



BN : Brown  
 BU : Blue  
 BK : Black

Detection Curves



1 : White 90%  
 2 : Grey 18%  
 Object 10 x 10 cm