

# PHA2729-240M



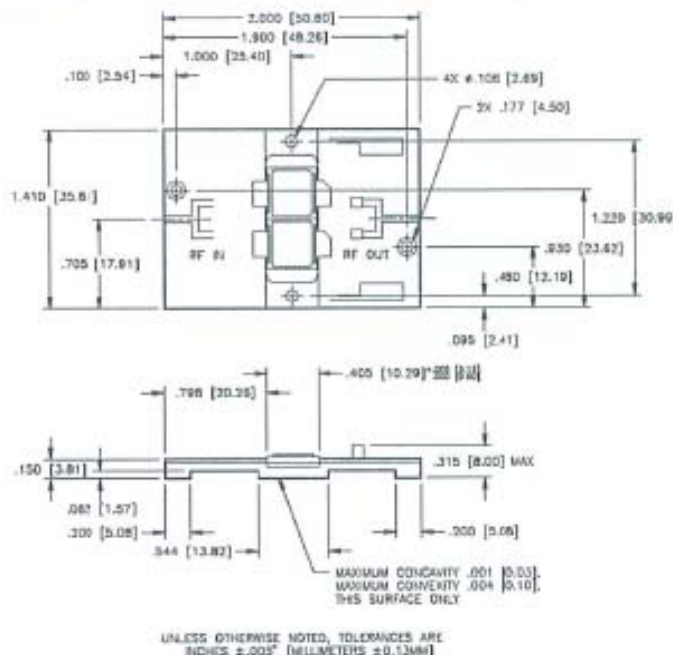
Radar Pulsed Power Module, 240W  
2700MHz to 2900MHz, 100µS Pulse, 10% Duty

Released—11-04-2002

## Features

- In-phase combined pulsed power transistors
- Input and output matched to 50 Ohms
- Soft substrate circuit board
- Nickel plated copper flange
- Easily combined for high power transmitters
- MTTF > 1x10<sup>6</sup> hrs at T<sub>flange</sub> = 45°C

## Product Image



## ABSOLUTE MAXIMUM RATINGS AT 25°C

Parameter	Symbol	Rating	Units
Supply Voltage	V <sub>CC</sub>	40	V
Input Power	P <sub>in</sub>	55	Wpk
Output Power	P <sub>out</sub>	325	Wpk
Thermal Resistance	θ <sub>JC</sub>	0.35	°C/W
Total Power Dissipation	P <sub>D</sub>	500	W
Operating Case Temp.	T <sub>C</sub>	-30 to +100	°C
Storage Temp.	T <sub>STG</sub>	-40 to +125	°C

## ELECTRICAL CHARACTERISTICS AT 25°C

Parameter	Symbol	Min	Max	Units	Test Conditions
Input Power	P <sub>IN</sub>	-	44	Wpk	V <sub>CC</sub> = 36V, P <sub>out</sub> = 240Wpk, F = 2.7, 2.8, 2.9GHz
Collector Current	I <sub>c</sub>	-	16.97	A	V <sub>CC</sub> = 36V, P <sub>out</sub> = 240Wpk, F = 2.7, 2.8, 2.9GHz
Input Return Loss	RL	10	-	dB	V <sub>CC</sub> = 36V, P <sub>out</sub> = 240Wpk, F = 2.7, 2.8, 2.9GHz
Pulse Amplitude Droop	Droop	-	0.7	dB	V <sub>CC</sub> = 36V, P <sub>out</sub> = 240Wpk, F = 2.7, 2.8, 2.9GHz
2nd Harmonic	2fc	-	-20	dB	V <sub>CC</sub> = 36V, P <sub>out</sub> = 240Wpk, F = 2.7, 2.8, 2.9GHz
Insertion Phase Deviation	Δφ	-20	+20	Degrees	V <sub>CC</sub> = 36V, P <sub>out</sub> = 240Wpk, F = 2.7, 2.8, 2.9GHz
Load Mismatch Stability	VSWR-S	-	1.5:1	-	V <sub>CC</sub> = 36V, P <sub>out</sub> = 240Wpk, F = 2.7, 2.8, 2.9GHz
Overdrive/Load Mismatch Tolerance	OD/ VSWR-T	-	2:1	-	V <sub>CC</sub> = 36V, P <sub>in</sub> = (P <sub>in</sub> @P <sub>out</sub> = 240Wpk) + 0.6dB, F = 2.7, 2.8, 2.9GHz

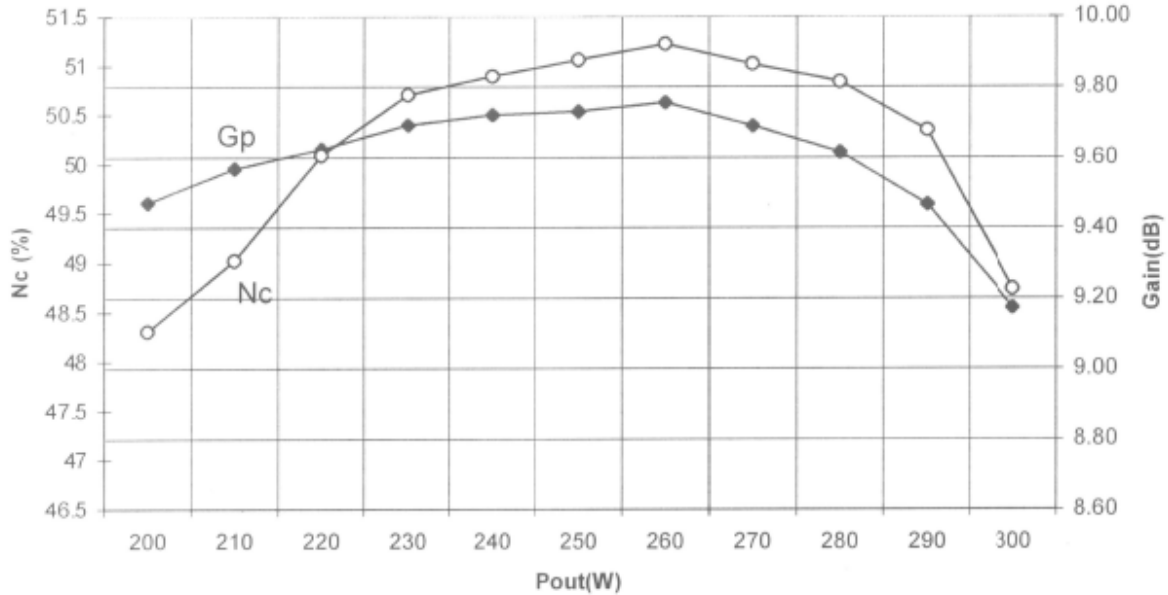
**ADVANCED:** Data Sheets contain information regarding a product M/A-COM Technology Solutions is considering for development. Performance is based on target specifications, simulated results, and/or prototype measurements. Commitment to develop is not guaranteed.  
**PRELIMINARY:** Data Sheets contain information regarding a product M/A-COM Technology Solutions has under development. Performance is based on engineering tests. Specifications are typical. Mechanical outline has been fixed. Engineering samples and/or test data may be available. Commitment to produce in volume is not guaranteed.

• **North America** Tel: 800.366.2266 / Fax: 978.366.2266  
 • **Europe** Tel: 44.1908.574.200 / Fax: 44.1908.574.300  
 • **Asia/Pacific** Tel: 81.44.844.8296 / Fax: 81.44.844.8298  
 Visit [www.macomtech.com](http://www.macomtech.com) for additional data sheets and product information.

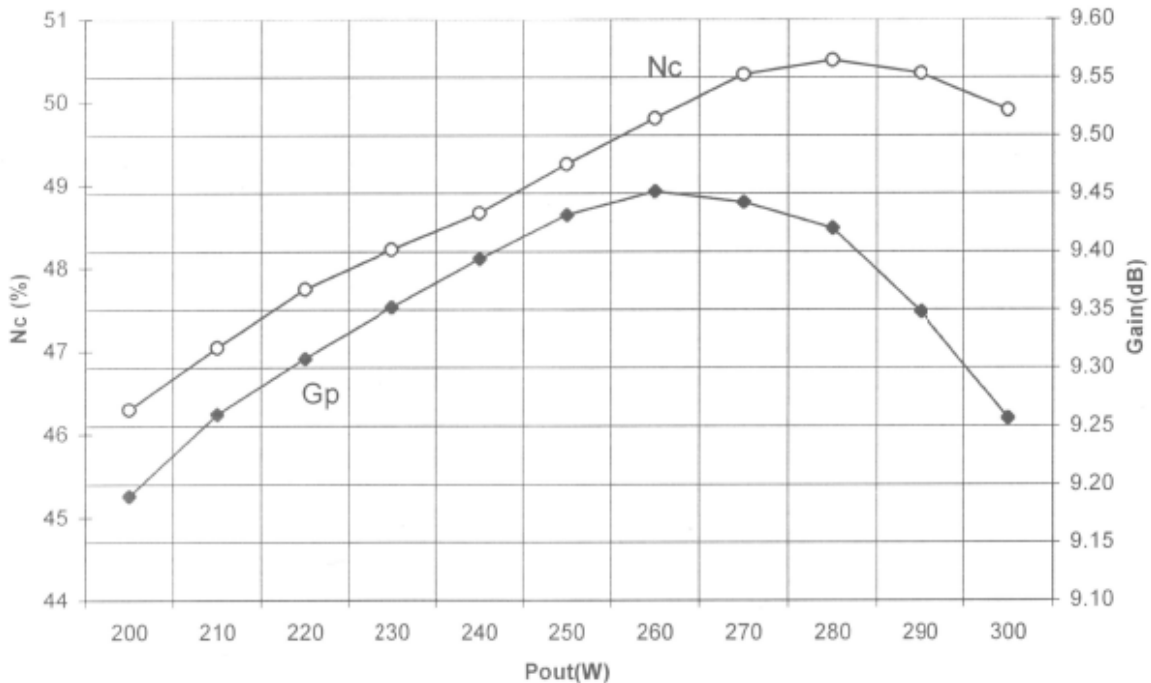
M/A-COM Technology Solutions Inc. and its affiliates reserve the right to make changes to the product(s) or information contained herein without notice.

## Typical Performance Curves

Collector Efficiency and Power Gain vs. Power Output  
Vcc=36VDC, Pulse Width=100µS, Duty=10%, 2.7GHz



Collector Efficiency and Power Gain vs. Power Output  
Vcc=36VDC, Pulse Width=100µS, Duty=10%, 2.8GHz



**ADVANCED:** Data Sheets contain information regarding a product M/A-COM Technology Solutions is considering for development. Performance is based on target specifications, simulated results, and/or prototype measurements. Commitment to develop is not guaranteed.  
**PRELIMINARY:** Data Sheets contain information regarding a product M/A-COM Technology Solutions has under development. Performance is based on engineering tests. Specifications are typical. Mechanical outline has been fixed. Engineering samples and/or test data may be available. Commitment to produce in volume is not guaranteed.

- **North America** Tel: 800.366.2266 / Fax: 978.366.2266
- **Europe** Tel: 44.1908.574.200 / Fax: 44.1908.574.300
- **Asia/Pacific** Tel: 81.44.844.8296 / Fax: 81.44.844.8298

Visit [www.macomtech.com](http://www.macomtech.com) for additional data sheets and product information.

M/A-COM Technology Solutions Inc. and its affiliates reserve the right to make changes to the product(s) or information contained herein without notice.

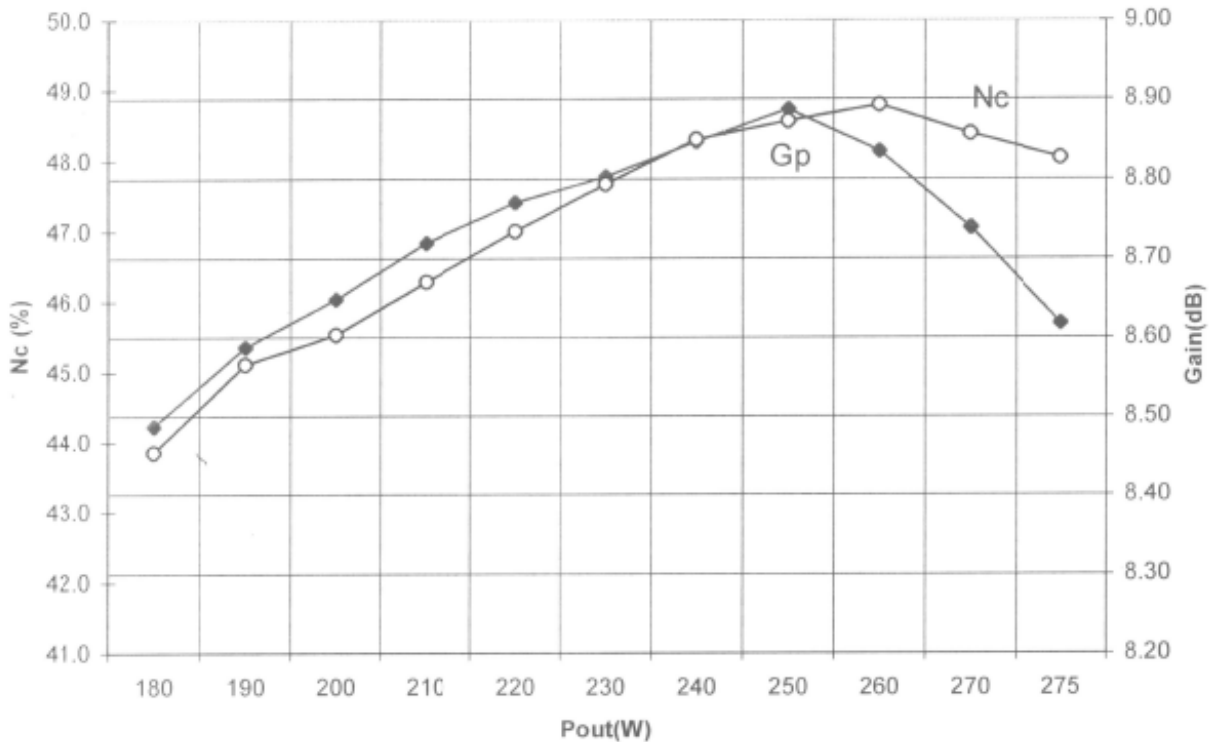
# PHA2729-240M



Radar Pulsed Power Module, 240W  
2700MHz to 2900MHz, 100µS Pulse, 10% Duty

Released—11-04-2002

Collector Efficiency and Power Gain vs. Power Output  
Vcc=36VDC, Pulse Width=100µS, Duty=10%, 2.9GHz



**ADVANCED:** Data Sheets contain information regarding a product M/A-COM Technology Solutions is considering for development. Performance is based on target specifications, simulated results, and/or prototype measurements. Commitment to develop is not guaranteed.  
**PRELIMINARY:** Data Sheets contain information regarding a product M/A-COM Technology Solutions has under development. Performance is based on engineering tests. Specifications are typical. Mechanical outline has been fixed. Engineering samples and/or test data may be available. Commitment to produce in volume is not guaranteed.

• **North America** Tel: 800.366.2266 / Fax: 978.366.2266  
• **Europe** Tel: 44.1908.574.200 / Fax: 44.1908.574.300  
• **Asia/Pacific** Tel: 81.44.844.8296 / Fax: 81.44.844.8298  
Visit [www.macomtech.com](http://www.macomtech.com) for additional data sheets and product information.

M/A-COM Technology Solutions Inc. and its affiliates reserve the right to make changes to the product(s) or information contained herein without notice.