





SERIES 243



Example Part Number 243 - 006 - 542 - 201



Series 243

Total Number of Contacts	Contact Rows	
002 or 003	Single Row	
004 or 006	Dual Row	
Contact Code	Description & Tail Size	Tail Length "G"
542	Wire Wrap .045 Square (1.14 Square)	.650 (16.51)
Contact Rows	Description	
101	Single Row	
201	Dual Row	

SPECIFICATIONS

Insulator Material: Thermoplastic Polyester, UL 94V-0.

Colour: White

Contact Material: Phosphor Bronze Alloy CA-510

Contact Plating: Gold over Nickel for Entire Contact

Current Rating: 5 Amperes Continuous

Contact Resistance: 10 Milliohms Maximum

Dielectric Withstanding Voltage: 1800 V AC rms at Sea Level Between Adjacent Contacts

Insulation Resistance: 5000 Megohms Minimum

Operating Temperature: -65 to +105 Degrees C

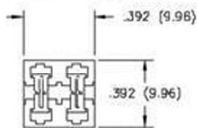
Insertion Force: 16 oz (4.45 N) Maximum per Contact Pair when Tested with a .070 (1.78) Thick Gauge

Withdrawal Force: 1 oz (.28 N) Minimum per Contact Pair when Tested with a .054 (1.37) Thick Gauge

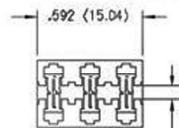
FEATURES

- .200 (5.08) Contact Spacing x .200 (5.08) Row Spacing
- Accepts .062 (1.57) Nominal Thickness P.C. Board
- High Profile Insulator Body, .656 (16.66)
- Insulating Bushings Press into Metal Backplane
- Modular Design permits any Connector Length Assembly
- Contact Termination .045 (1.14) Square Wire Wrap
- Accepts Between Contact and In-Contact Polarizing Keys

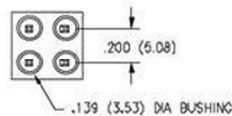
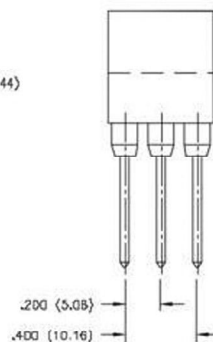
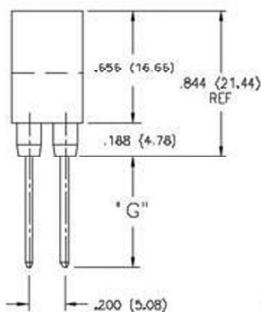
TWO OR FOUR CONTACT ASSEMBLY



THREE OR SIX CONTACT ASSEMBLY



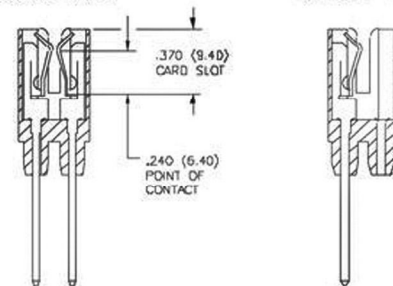
CARD SLOT ACCEPTS .054 (1.37) TO .070 (1.78) THICK P.C. BOARD



FOR IN-CONTACT POLARIZING USE KEY P/N 321-240-328
FOR BETWEEN CONTACT POLARIZING USE KEY P/N 243-240-318

DUAL ROW

SINGLE ROW



PANEL HOLE PATTERN 4 PIN / 6 PIN MODULE

