THIS DRAWING IS UNPUBLISHED. RELEASED FOR PUBLICATION – ,– .
© COPYRIGHT – By – ALL RIGHTS RESERVED.

REVISIONS

P	LTR	DESCRIPTION	DATE	DWN	APVD
	A1	ECR–14–015049	13OCT2014	GSK	BvH
	A2	ECR–16–003945	16MAR2016	GSK	BvH

NOTES:
Tolerances cable lengths:

0m to 0.5m	+30mm
0.5m to 1.0m	+50mm
1.0m to 3.0m	+100mm
< 3.0m	+1.5%

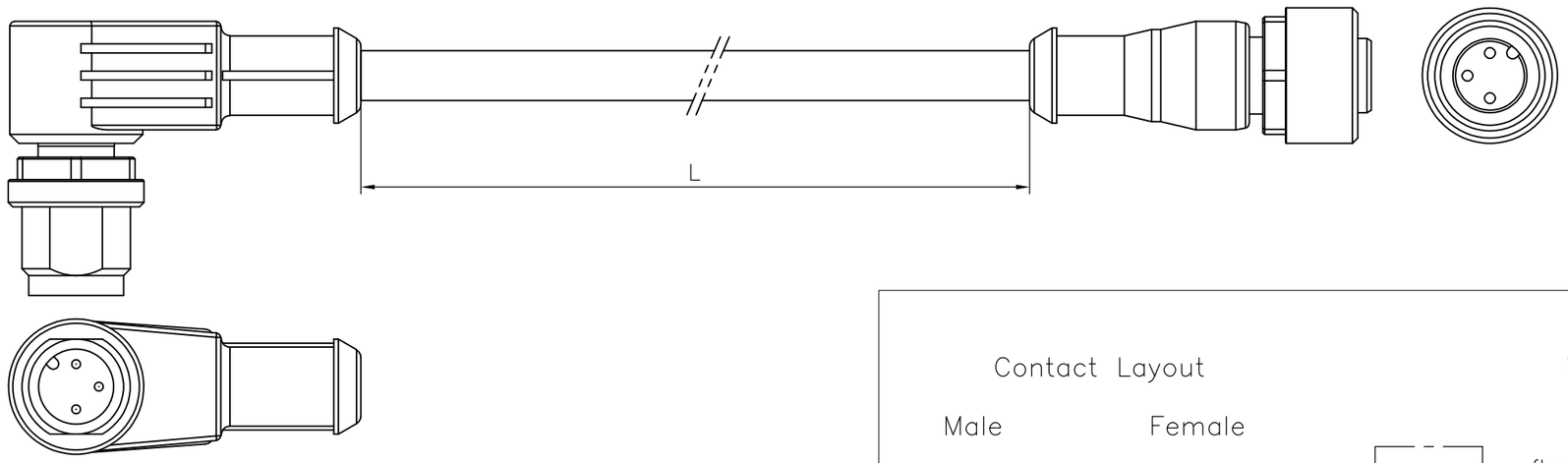

Contact Layout

Male

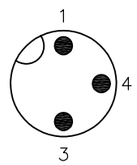

Female

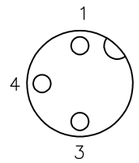

Schematic diagram

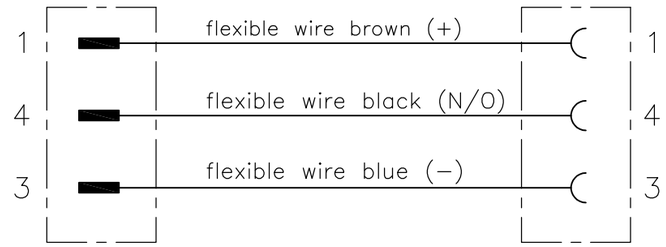

TECHNICAL DATA	
Operating voltage	max. 250 V AC/DC
Operating current per contact	max. 4 A
Locking of ports	Screw thread M12 x 1 mm (recommended torque 0.6 Nm) self–securing
Protection	IP65 and IP67 when plugged and screwed down (EN 60529)

PUR CABLE	
No./diameter of wires	3 x 0.34 mm²
Wire isolation	PP (br, bl, bk)
C–track properties	5 million
Jacket	PUR (UL/CSA)
Outer diameter	approx. 4.3 mm
Bend radius (moving)	10 x outer diameter
Temperature range (fixed)	–40...+80 °C
Temperature range (mobile)	–25...+80 °C

PVC CABLE	
No./diameter of wires	3 x 0.34 mm²
Wire isolation	PVC (br, bl, bk)
C–track properties	
Jacket	PVC (UL/CSA)
Outer diameter	approx. 4.6 mm
Bend radius (moving)	10 x outer diameter
Temperature range (fixed)	–30...+80 °C
Temperature range (mobile)	–5...+80 °C

LENGTH"L"	MATERIAL	JACKET COLOR	TE PN	DESCRIPTION	ITEM
3 pos 2.0mtr	PVC	Black	1–2273120–5	3x22AWG PVC 2.0m	10
3 pos 1.5mtr	PVC	Black	1–2273120–4	3x22AWG PVC 1.5m	9
3 pos 1.0mtr	PVC	Black	1–2273120–3	3x22AWG PVC 1.0m	8
3 pos 0.6mtr	PVC	Black	1–2273120–2	3x22AWG PVC 0.6m	7
3 pos 0.3mtr	PVC	Black	1–2273120–1	3x22AWG PVC 0.3m	6
3 pos 2.0mtr	PUR	Black	2273120–5	3x22AWG PUR 2.0m	5
3 pos 1.5mtr	PUR	Black	2273120–4	3x22AWG PUR 1.5m	4
3 pos 1.0mtr	PUR	Black	2273120–3	3x22AWG PUR 1.0m	3
3 pos 0.6mtr	PUR	Black	2273120–2	3x22AWG PUR 0.6m	2
3 pos 0.3mtr	PUR	Black	2273120–1	3x22AWG PUR 0.3m	1

THIS DRAWING IS A CONTROLLED DOCUMENT.

DIMENSIONS: mm

TOLERANCES UNLESS OTHERWISE SPECIFIED:
0 PLC ± –
1 PLC ± –
2 PLC ± –
3 PLC ± –
4 PLC ± –
ANGLES ± –

MATERIAL –
FINISH –

DWN YATHISH.C 29NOV2013
CHK B.VELDHOVEN 29NOV2013
APVD A.VAN ZANDVOORT 29NOV2013
PRODUCT SPEC 108–19483
APPLICATION SPEC 114–32127
WEIGHT

TE Connectivity

NAME M12 ANGLED PLUG TO M12 STRGT SOCKET AA

SIZE A3 | CAGE CODE 00779 | DRAWING NO C–2273120 | RESTRICTED TO –

CUSTOMER DRAWING | SCALE NTS | SHEET 1 OF 1 | REV A2