

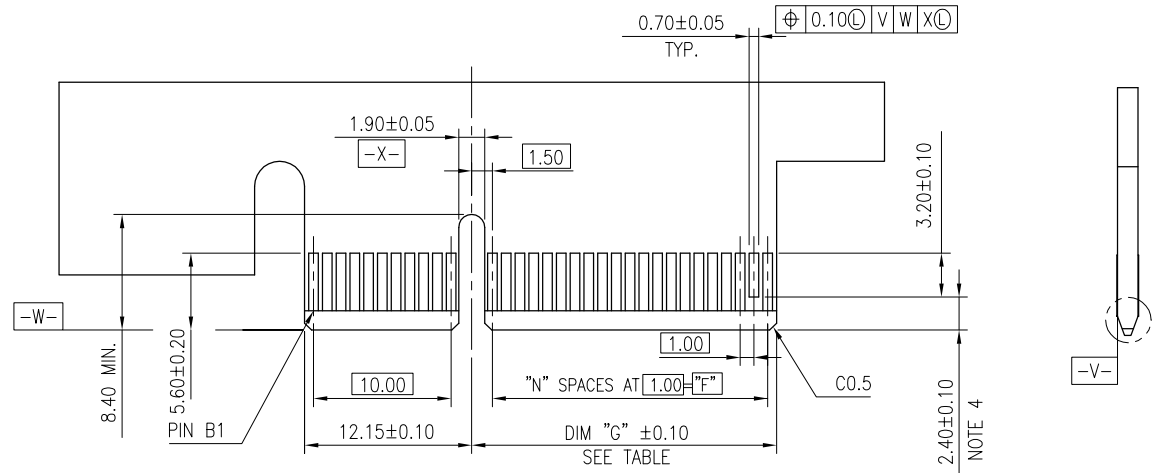


HOLD DOWN TYPE

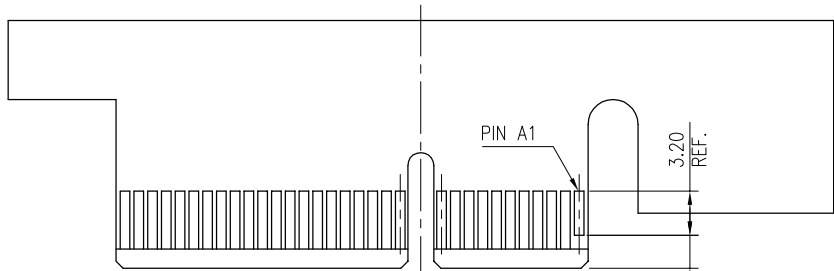
Amphenol FCI

© 2016 AFCI

mat'l. code		surface 58		tolerance		projection		product family		
-		ISO 1302		ISO 406 ISO		101		PCI_EXPRESS		
ltr	ecn no	dr	date	tolerances unless otherwise specified			title			
J	ELX-DG-14311	WL	2013/03/21	angles	.X±.3		MM	PCI_EXPRESS_CARD_EDGE_GEN3		
K	ELX-DG-16269	ST	2013/11/13		.XX±.20			ASSEMBLY(SMT)		
L	ELX-DG-21161-1	ST	2015/05/27		XXX±.10			scale 1		
M	ELX-DG-24164	ZH	2016/06/01	dr	STONE_LI	2015/05/27	dwg no		sheet 1 of 6	size
N	ELX-DG-25671-1	ZH	2016/12/19	engr	STONE_LI	2015/05/27	10061913		A4	
P	ELX-DG-27937	ZH	2017/09/12	chr	/	/	type		CUSTOMER Drawing	
				appd	PM_ZHENG	2015/05/27				
sheet index	revision	P								
	sheet									



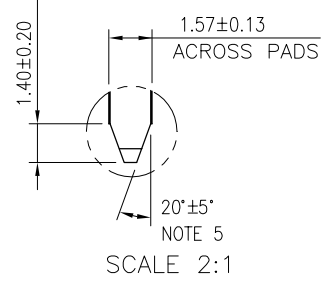
← I/O PANEL DIRECTION
PRIMARY (COMPONENT) SIDE



I/O PANEL DIRECTION →
SECONDARY (SOLDER) SIDE

#	POS	REF.	N	DIM "G"	DIM "F"	"F"
36	6		6	8.15	6.00	B17
64	20		20	22.15	20.00	B31
98	37		37	39.15	37.00	B48
164	70		70	72.15	70.00	B81

PIN "F" SEE TABLE



ADD-IN CARD EDGE-FINGER DIMENSIONS

mat'l. code		surface 58/ISO 1302		tolerance ISO 406 ISO 101		projection		product family	
-		✓				MM		PCI_EXPRESS	
ltr	ecn no	dr	date	tolerances unless otherwise specified				title	
				angles linear				PCI_EXPRESS_CARD_EDGE_GEN3 ASSEMBLY(SMT)	
				0° ± 2°		scale 2		dwg no	
				dr STONE_LI 2015/05/27		Amphenol FCI		sheet 2 of 6	
				engr STONE_LI 2015/05/27				size	
				chr /				10061913	
				appd PM_ZHENG 2015/05/27				A4	
sheet index		revision sheet		P				type	
								CUSTOMER Drawing	



RECOMMENDED PCB LAYOUT, PAD TYPE

DIMENSIONS								
POSITION	A	B $\begin{smallmatrix} +0.15 \\ -0.05 \end{smallmatrix}$	C ± 0.20	D ± 0.23	E ± 0.20	H ± 0.10	J	K ± 0.10
36	6.00	7.65	9.15	25.00	27.00	28.00	6.00	9.15
64	20.00	21.65	23.15	39.00	41.00	42.00	20.00	23.15
98	37.00	38.65	40.15	56.00	58.00	59.00	37.00	40.15
164	70.00	71.65	73.15	89.00	91.00	92.00	70.00	73.15

POSTION OF CAP

POSTION OF DUMMY CARD



POSTION OF CUSTOMIZED CAP(30X12)



Amphenol FCI

© 2016 AFCI

mat'l. code		surface 58/ISO 1302		tolerance ISO 406 ISO 101		projection		product family	
-		✓				101		PCI_EXPRESS	
ltr	ecn no	dr	date	tolerances unless otherwise specified				title	
				angles		linear		PCI_EXPRESS_CARD_EDGE_GEN3 ASSEMBLY(SMT)	
				.X±.2		MM			
				.XX±.13		←			
				0°±2°		→		scale 2	
		dr	STONE_LI	2015/05/27		Amphenol FCI		dwg no sheet 3 of 6 size	
		engr	STONE_LI	2015/05/27				10061913 A4	
		chr	/	/					
		appd	PM_ZHENG	2015/05/27				type CUSTOMER Drawing	
sheet index	revision	P							
	sheet								

NOTES:

1.MATERIAL:

HOUSING: NYLON, GLASS FILLED UL94V-0 RATE, SUITABLE FOR I.R SOLDERING.

TERMINAL: COPPER ALLOY

PLATING: 50u" NICKEL UNDERPLATE ALL OVER CONTACT AREA PLATING - SEE PRODUCT NUMBER CODE SOLDER TAIL: TIN 100u" OVER 50u" NICKEL

METAL PADS: COPPER ALLOY FINISH: 100u" TIN OVER 50u" NICKEL

2.PRODUCT SPECIFICATION: GS-12-390

③THE HORIZONTAL AXIS FOR THE PAD PATTERN IS ESTABLISHED BY A LINE THROUGH THE CENTER OF THE TWO Ø1.0 HOLES. THE VERTICAL AXIS IS 90° TO THE HORIZONTAL AXIS, THROUGH THE CENTER OF DATUM [Z-]

④NO TIE BAR PERMITTED FROM CARD EDGE TO LEADING EDGE OF PAD FOR PINS A1.

⑤CHAMFER EDGES MUST BE FREE OF CUTTING BURRS.

6.RoHS COMPATIBLE PRODUCT SPECIFICATIONS

a - PLATING:

- "LF" MEANS THE PRODUCT IS LEAD-FREE

b - MANUFACTURING PROCESS COMPATIBILITY

- THE HOUSING WILL WITHSTAND EXPOSURE TO 260°C±5°C PEAK TEMPERATURE FOR 5 SECONDS IN A CONVECTION, INFRA-RED OR VAPOR PHASE REFLOW OVEN.

7.A ΔSYMBOL WILL BE NEXT TO ANY DIMENSION, VIEW, OR NOTE WHICH HAS BEEN MODIFIED WITH CURRENT DRAWING REVISION.



POSITION OF MYLAR

PRODUCT NUMBER CODE

10061913-X X X X L F LEAD FREE

HOUSING COLOR OPTIONS

- 0-WHITE
1-BLACK

PACKAGING OPTIONS

- T-TRAY PACKAGING WITHOUT CAP
C-TRAY PACKAGING WITH CAP
N-TRAY PACKAGING WITH MYLAR
G-TRAY PACKAGING WITH DUMMY CARD
V-TRAY FOR VACUUM PACKAGING
R-TAPE & REEL PACKAGING WITHOUT CAP OR MYLAR (FOR 36P & 64P ONLY)
P-TAPE & REEL PACKAGING WITH CAP (FOR 36P & 64P& 98P ONLY)
Q-TAPE & REEL PACKAGING WITH CAP (CUSTOMIZED FOR 98P ONLY)
M-TAPE & REEL PACKAGING WITH MYLAR (FOR 36P & 64P & 98P ONLY)
J-TAPE & REEL PACKAGING(24MM PITCH) WITH MYLAR (FOR 98P & 164P ONLY)
U-REEL FOR VACUUM PACKAGING
A-44MM WIDTH TAPE&REEL PACKING WITH MYLAR(FOR 36P ONLY)
Y-HARD TRAY (338x234 FOR 36P, 98P & 164P OPTION ONLY)
Z-HARD TRAY (338x234)WITH MYLAR (FOR 36P, 98P & 164P OPTION ONLY)
B-HARD TRAY (338x234)WITH CAP (FOR 36P, 98P & 164P OPTION ONLY)
H-CUSTOMIZED HARD TRAY (330x235x19.3)WITH 30mm CAP (FOR 98 & 164P ONLY)
D-SMALLER HARD TRAY WITH CHAMFER AT LEFT-BOTTOM SIDE (323x136x19) WITH 30mm CAP (FOR 164P ONLY) Δ

TERMINAL PLATING OPTIONS

- 0-50u" Ni UNDERPLATE
30u" Au CONTACT AREA
100u" TIN TAIL AREA ----- COMPATIBLE RoHS
1-50u" Ni UNDERPLATE
15u" Au CONTACT AREA
100u" TIN TAIL AREA ----- COMPATIBLE RoHS
2-50u" Ni UNDERPLATE
GOLD FLASH CONTACT AREA
100u" TIN TAIL AREA ----- COMPATIBLE RoHS
3-50u" Ni UNDERPLATE
30u" Au CONTACT AREA
GOLD FLASH TAIL AREA ----- COMPATIBLE RoHS

POS OPTIONS

- 0-36
1-64
2-98
3-164

Amphenol FCI

© 2016 AFCI

Table with columns for material code, surface, tolerance, projection, product family, title, and drawing information. Includes Amphenol FCI logo and part number 10061913.



TAPE AND REEL
 PACKING
 RECOMMENDED FOR
 36PINS ONLY

DIMENSIONS					
POSITIONS	A	B	C	D REF.	E REF.
36 (10061913-xxxALF)	44.00	40.40	20.20	44.5	50.5
36	56.00	52.60	26.30	56.4	60.4
64	56.00	52.60	26.30	56.4	60.4
98	88.00	79.60	39.80	88.4	92.4

Amphenol
 FCI

© 2016 AFCI

mat'l. code		surface 58/ISO 1302		tolerance ISO 406 ISO 101		projection		product family					
ltr		ecn no		dr		date		tolerances unless otherwise specified		title		sheet 5 of 6	
								.X±.3		PCI_EXPRESS		size	
								linear .XX±.20		PCI_EXPRESS_CARD_EDGE_GEN3		A4	
								XXX±.10		ASSEMBLY(SMT)			
				dr		STONE_LI		2015/05/27		dwg no		sheet 5 of 6	
				engr		STONE_LI		2015/05/27		10061913		A4	
				chr		/		/		type		CUSTOMER Drawing	
				appd		PM_ZHENG		2015/05/27					
sheet index		revision sheet		P									

1 For PCI EXPRESS SMT TYPE 36P ONLY.

2. Material :

2.1 Reel :

2.1.1 Plastic hub : High Impact Polystyrene

2.1.2 Cover tape : PE

2.1.3 Carrier tape : ABS

2.2 Waterproof bag : PE

2.3 Desiccative : Silica Gel

2.4 Carton : Corrugated paper

2.5 Baffle : E.P.E

2.6 Angle paperboard : Corrugated paper

3. Dimension :

3.1 Reel :

3.1.1 Plastic hub : $\phi 330 \times T50.5$ mm

3.1.2 Cover tape : 5690(L) x 37.4(W) mm

3.1.3 Carrier tape : 5640(L) x 44(W)mm

3.2 Waterproof bag : 600(H) x 465(W) x 0.06(T) mm

3.3 Desiccative : 25 gram / Package

3.4 Carton : 380(L) x 380(W) x 300(H) mm

3.5 Baffle (1): 370(L) x 370(W) x 15(H) mm

3.6 Baffle (2): 355(L) x 252(W) x 15(H) mm

3.7 Angle paperboard : 252(H)

4. Quantity :

4.1 250 Pcs / Reel

4.2 1250 Pcs / Carton

A

A

B

B

C

C

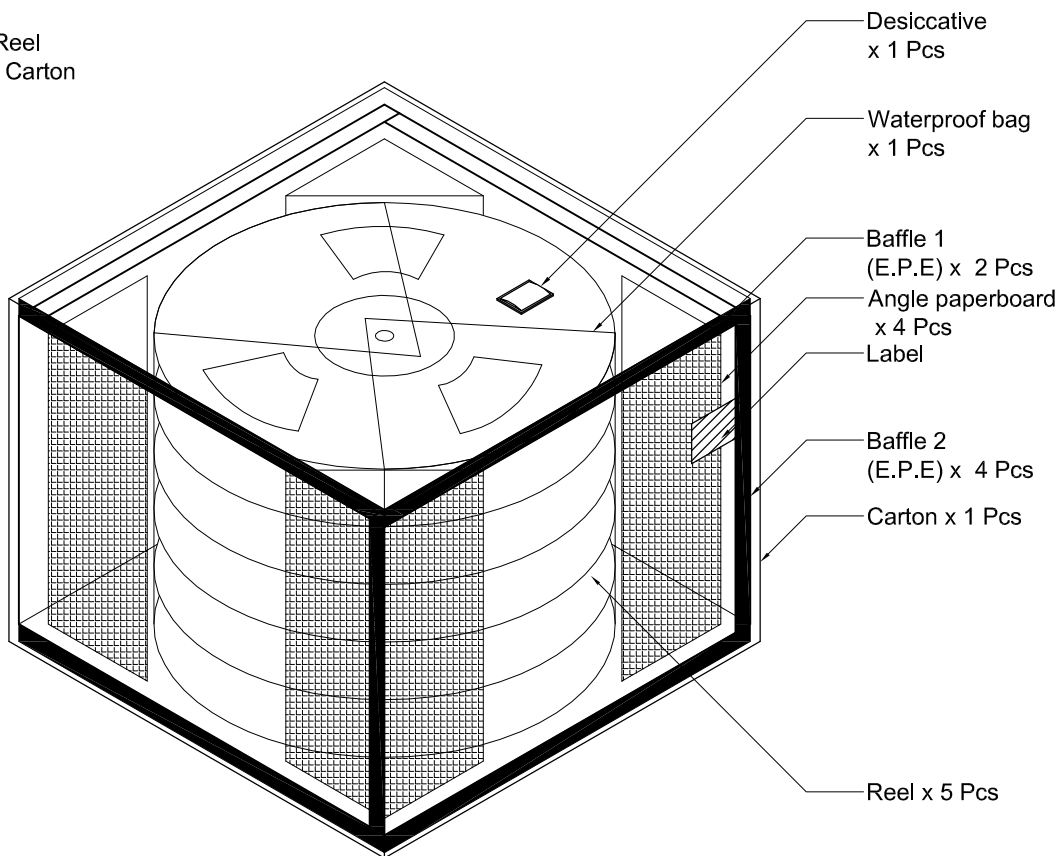
D

D

Amphenol FCI

© 2016 AFCl

©



mat'l. code		surface 58/ISO 1302 ✓		tolerance ISO 406 ISO 101		projection		product family PCI_EXPRESS				
ltr	ecn no	dr	date	tolerances unless otherwise specified				 MM	title			
				angles	linear	.X±.3	PCI_EXPRESS_CARD_EDGE_GEN3					
				0°±2'		.XX±.20	ASSEMBLY(SMT)					
						XXX±.10	scale 1	dwg no		sheet 6 of 6	size	
				dr	STONE_LI	2015/05/27			10061913		A4	
				engr	STONE_LI	2015/05/27						
				chr	/	/						
				appd	PM_ZHENG	2015/05/27			type CUSTOMER Drawing			
sheet index	revision	P										
	sheet											