

SAFETY ORGANIZATIONS

THIS FILTER HAS BEEN FORMALLY RECOGNIZED, CERTIFIED OR APPROVED BY THE LISTED AGENCY. THEREFORE, ALL TEST/REQUIREMENTS SPECIFIED IN THE LATEST REVISION OF THE FOLLOWING AGENCY STANDARDS HAVE BEEN MET:

UL RECOGNIZED: UL 1283
 CSA CERTIFIED: CSA C22.2 No. 8
 VDE APPROVED: EN 60939-2

OPERATING SPECIFICATIONS

LINE CURRENT/VOLTAGE: 20 AMP, 120/250 VAC,
 16 AMP/40°C, 250 VAC

LINE FREQUENCY: 50-60Hz

MAXIMUM LEAKAGE CURRENT,
 EACH LINE TO GROUND:
 0.20mA @ 120V 60Hz
 0.40mA @ 250V 50Hz

OPERATING AMBIENT TEMP. RANGE: -10°C TO +40°C @ RATED CURRENT, I_r.

IN AN AMBIENT, T_a, HIGHER THAN 40°C, THE MAXIMUM OPERATING

CURRENT, I_o, IS AS FOLLOWS: $I_o = I_r \sqrt{\frac{85 - T_a}{45}}$

RELIABILITY SPECIFICATIONS:

STORAGE TEMPERATURE: -40°C TO +85°C
 HUMIDITY: 21 DAYS @ 40°C 95% RH.
 CURRENT OVERLOAD TEST: 6 TIMES I_r FOR 8 SECONDS

TEST SPECIFICATIONS:

INDUCTANCE: 0.306mH NOMINAL
 CAPACITANCE: (MEASURED @ 1kHz, 0.250VAC MAX., 25°C±1°C)
 LINE TO GROUND: 0.005524 μF±20%
 LINE TO LINE: 0.1014 μF±20%
 DISCHARGE RESISTOR: 1.0 MΩ
 L/G AND L/L I.R.
 NO DISCHARGE RESISTOR: 6000MΩ (MIN.) @ 100VDC,
 20°C AND 50% RH

RECOMMENDED RECEIVING INSPECTION HIPOT:

LINE TO GROUND: 1500 VAC FOR 1 MINUTE
 LINE TO LINE: 1450 VDC FOR 1 MINUTE

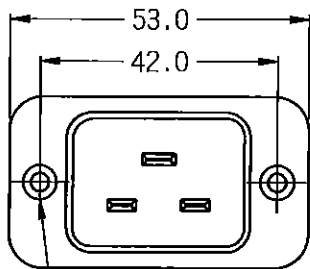
FILTER APPROVAL:

THE BEST WAY TO SELECT AND QUALIFY A FILTER IS FOR YOUR ENGINEERING TO TEST THE UNIT IN YOUR EQUIPMENT.

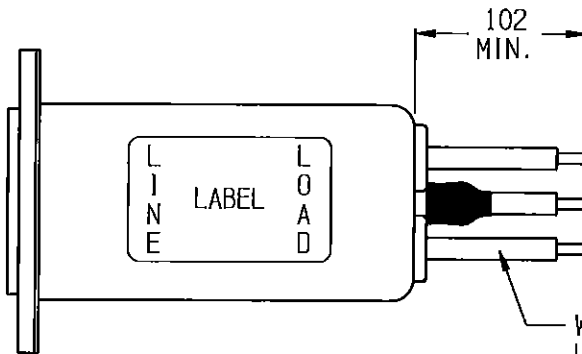
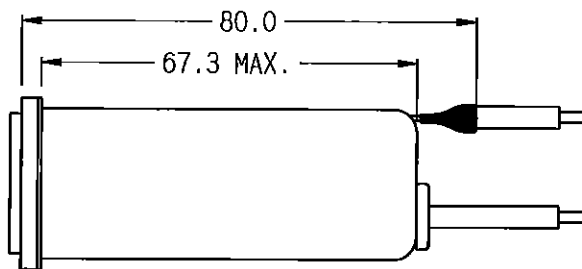
CUSTOMER DRAWING

CATALOG # 20EEJ8

ECN#	APPRVD	DATE
12-004115	PJO	28MAR12

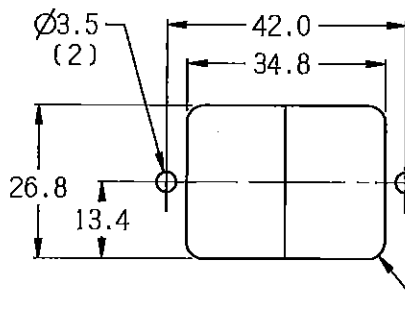
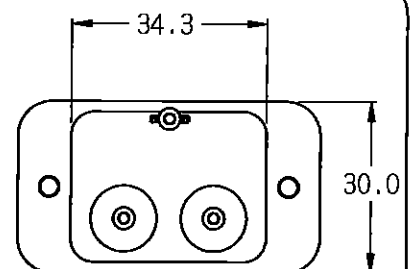


3.2Ø WITH
 6.0 x 90°
 COUNTERSINK
 FOR #4 FLAT
 HEAD SCREW (2)

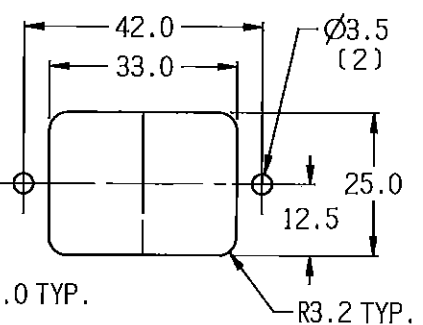


BLUE (NEUTRAL)
 GREEN/YELLOW (GROUND)
 BROWN (LINE)

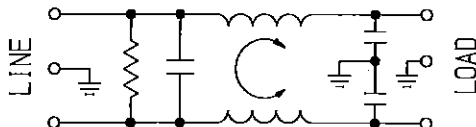
WIRE #14 AWG
 UL 1015 (3)



PANEL CUTOUT FRONT MOUNT
 TOLERANCE ±.13



PANEL CUTOUT REAR MOUNT
 TOLERANCE ±.13



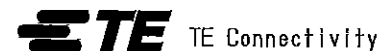
50Ω - 50Ω (MINIMUM) INSERTION LOSS

FREQUENCY Hz	0.1	.15	.5	1	3	5	10	30	/	/	/	/
COMMON dB	3	5	14	21	27	30	33	42	/	/	/	/
DIFF. dB	-	2	17	25	30	27	35	48	/	/	/	/

PARTS SHALL COMPLY WITH TYCO ELECTRONICS 138-702 SPECIFICATION FOR HAZARDOUS SUBSTANCES

UNLESS OTHERWISE SPECIFIED
 TOLERANCE TO BE ±0.64
 MATERIAL & FINISH; AS SUPPLIED
 DIMENSIONS IN MILLIMETERS

NOTES:



POWER LINE FILTER

TE PART NO.: 0-6609007-6

SCALE:	3/4	DATE:	12DEC01	DRAWING NUMBER:	20EEJ8	REV.	4
DRW. BY:	LJD	DRGT:	PJO				



THIS INFORMATION IS CONFIDENTIAL AND PROPRIETARY TO TYCO ELECTRONICS CORPORATION AND ITS WORLDWIDE SUBSIDIARIES AND AFFILIATES. IT MAY NOT BE DISCLOSED TO ANYONE OTHER THAN TYCO ELECTRONICS PERSONNEL, WITHOUT WRITTEN AUTHORIZATION FROM TYCO ELECTRONICS CORPORATION.
 (www.TE.com)