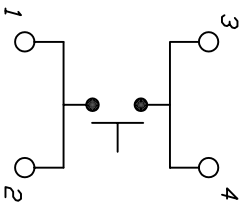
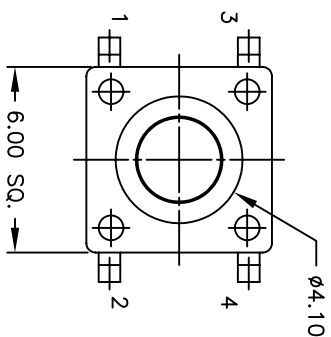
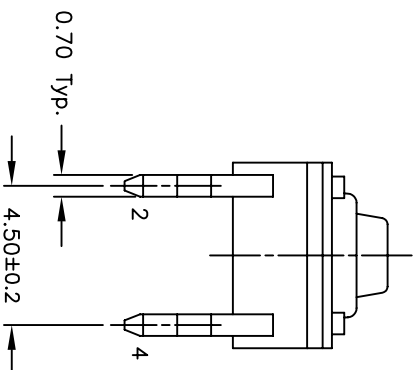
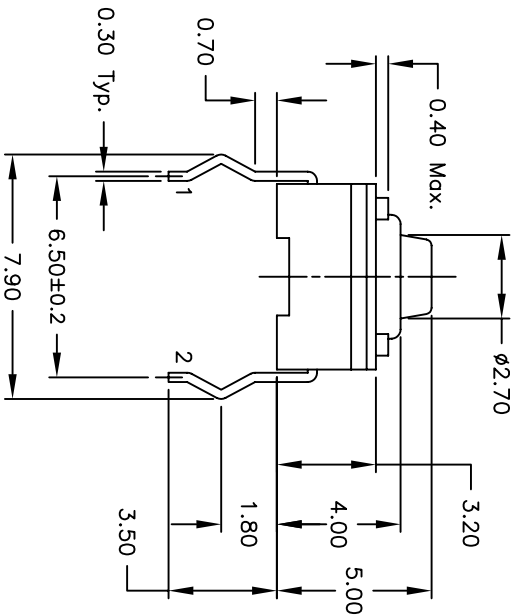


RECOMMENDED P.C.B. LAYOUT



CIRCUIT: SPST  
CONTACT CONFIGURATION



NOTES:

1. ALL DIMENSIONS IN MM
2. GENERAL TOLERANCE: 0.0=±0.4  
0.00=±0.25
3. TERM. NOS. FOR REF. ONLY
4. CONTACT RESISTANCE: 100 Ohms max.
5. OPERATING FORCE: 220±100gf.
6. TRAVEL: 0.35±0.2mm
7. PACKAGED: BULK

**E-SWITCH®**

E	15377	REMOVED SEAL PROCESS INFO	10/11/05	PH
D	12599	REVISED DESC. ADD NOTE 8	11/27/02	CJB
C	11678	REVISED OPERATING FORCE	9/26/01	CJB
REV.	ECN No.	DESCRIPTION	DATE	CHKD

TITLE		WT 1105A F220 Q E	
SCALE	DATE	DR	DWG
4:1	2/15/01	CJB	P010374
REV		E	

THE INFORMATION CONTAINED IN THIS DOCUMENT IS PROPRIETARY TO E-SWITCH AND IS NOT TO BE COPIED OR TRANSFERRED