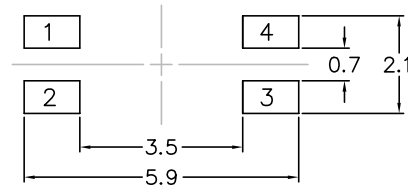
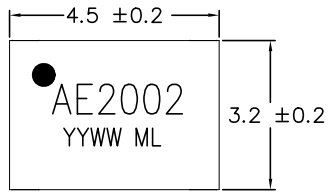


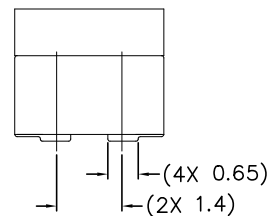
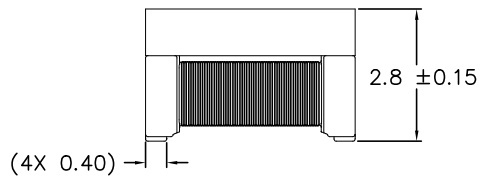


NOTES:

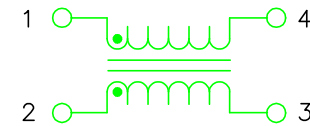
1. ROHS COMPLIANT
2. STORAGE TEMPERATURE: -50°C TO +150°C
3. COMPLIANCE TO J-STD:
  - A. J-STD-002: SOLDERABILITY AT 245°C REFLOW PROFILE
  - B. J-STD-020: LEVEL 1, NO MOISTURE SENSITIVE
4. QUALIFIED PER AEC-Q200
5. PPAP LEVEL 3
6. FACTORY TS-16949 CERTIFIED
7. PARTS ARE PACKAGED IN TAPE AND REEL



RECOMMENDED FOOTPRINT



FINAL OUTLINE



SCHEMATIC

ELECTRICAL CHARACTERISTICS AT +25°C UNLESS OTHER SPECIFIED

PARAMETER	SPECIFICATIONS			
OPERATING TEMP	-40°C TO +125°C			
URNS RATIO AND POLARITY PINS (1-4) TO PINS (2-3)	1.00 ± 2%, PER SCHEMATIC			
DC RESISTANCE PINS 1-4; PINS 2-3	5.0 OHMS MAX			
INDUCTANCE (OCL) PINS 1-4; PINS 2-3	160 uH TYP. @ 100 kHz, 100 mV			
	DC-100 KHz	1-60 MHz		
INSERTION LOSS (SDD21) PINS (1-2) TO PINS (3-4)	-0.5 dB MAX	-1.0 dB MAX		
	RETURN LOSS (SDD11) (Z OUT = 100 OHM ± 1%)	1-10 MHz	30 MHz	60 MHz
COMMON- TO COMMON- MODE REJECTION (SCC21)	-26 dB MIN	-21.1 dB MIN	-18 dB MIN	
	1 MHz	10-100 MHz	400 MHz	1000 MHz
COMMON- TO DIFFERENTIAL- MODE REJECTION (SDS21)	-23 dB MIN	-42 dB MIN	-25 dB MIN	-15 dB MIN
	1-10 MHz	100 MHz	1000 MHz	
CURRENT RATING	-70 dB MIN	-50 dB MIN	-24 dB MIN	
	100 mA MAX			
VOLTAGE RATING	60 VDC MAX			

ALL DIMENSION ARE SHOWN IN MILLIMETERS.  
UNLESS OTHERWISE SPECIFIED,  
THE FOLLOWING TOLERANCES APPLY:

X.X = ±0.1

© Copyright, 2019. Pulse Electronics Corp. All rights reserved. Pulse confidential & proprietary. (03/20/19)

PRODUCT DESCRIPTION	TLA DRAWING	PS DRAWING	SHEET	PART NO.	DATASHEET REV.
CM CHOKE,100BASE-T1,1812 SIZE	AE2002-10	PS-2808.002-D	1 OF 1	AE2002	S