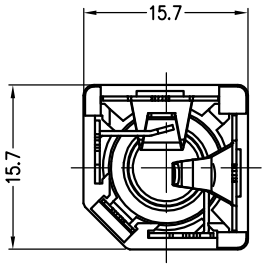

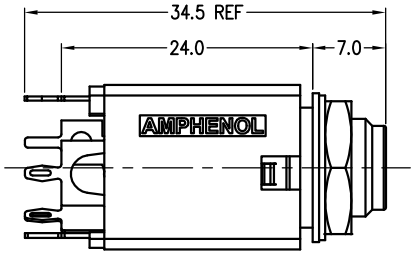

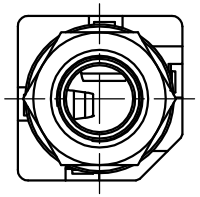

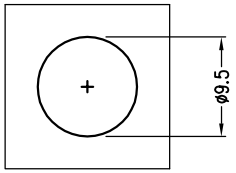

PANEL CUTOUT

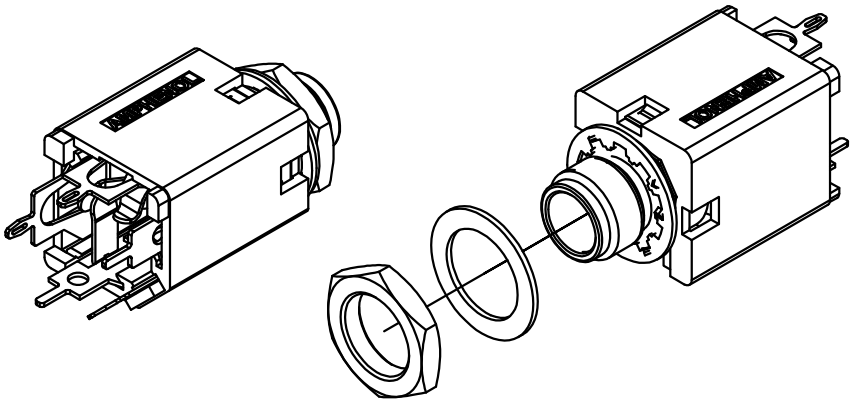

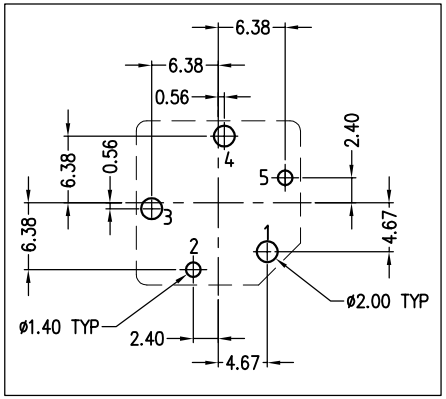

PCB LAYOUT
(CONNECTOR SIDE)

PART No.	ACJM-MN-2	ACJM-MN-2S	ACJS-MN-3	ACJS-MN-3S	ACJS-MN-5
SCHEMATIC	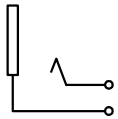	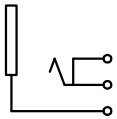	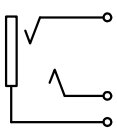	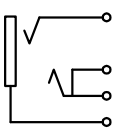	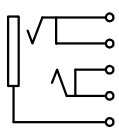

REV.	CHANGE DETAILS	BY	DATE	CHG/No
1	ADD "AMPHENOL LOGO" TO PLASTIC HOUSING	L.V	15-12-03	8245
0	FIRST ISSUE	L.V	07-04-03	----

UNLESS OTHERWISE SPECIFIED TOLERANCE TO BE

LINEAR		ANGULAR	
X ±	0.5	X° ±	1°
X.X ±	0.1	X°X' ±	30'
X.XX ±	0.05	X°X'X" ±	15'

BREAK ALL SHARP EDGES AND REMOVE ALL BURRS

DO NOT SCALE

DIMENSIONS IN MILLIMETRES

THIS DOCUMENT IS THE PROPERTY OF AMPHENOL AUSTRALIA PTY. LTD.. NO PART THEREOF MAY BE REPRODUCED AND USED WITHOUT THE PRIOR WRITTEN CONSENT OF THE OWNER

THIRD ANGLE PROJECTION

CAD FILE: 55010227000161	DRN: L.V	DATE: 07-04-03	
MATL: REFER TO COMPONENT	CKD: M.N.H	DATE: 18-12-03	
FINISH: REFER TO COMPONENT	APP'D: P.M	DATE: 18-12-03	
SCALE: 2:1 UOS	PART No: 55010227-000	SIZE: A3	

TITLE:
ACJS-MN-*
1/4" PHONE JACK
CUSTOMER DRAWING

Amphenol
Amphenol Australia Pty.Ltd, 2 Fiveways Blvd, Keysborough, Vic3173

DRAWING NO. 55010227-000-6
SHEET 1 OF 6