




**T-2
MIDGET
FLANGE BASE**
See lamp ratings
on page L.

WATER-TIGHT Neon Indicators

with RETAINED O-RING SEALS – TWO TERMINALS - FULLY INSULATED

WATER-TIGHT, OIL-TIGHT, DUST-TIGHT ON THE FACE OF THE PANEL

For mounting in 15/32" clearance hole



181-8836-0931-553

**FRONT OF PANEL INSERTION
WITH FIXED FLANGE**
With Built-in Resistor

When connecting a neon light to a circuit having one side grounded, always connect the hot side of the circuit to the terminal marked + (center contact).

MATERIALS AND FINISHES

181 SERIES

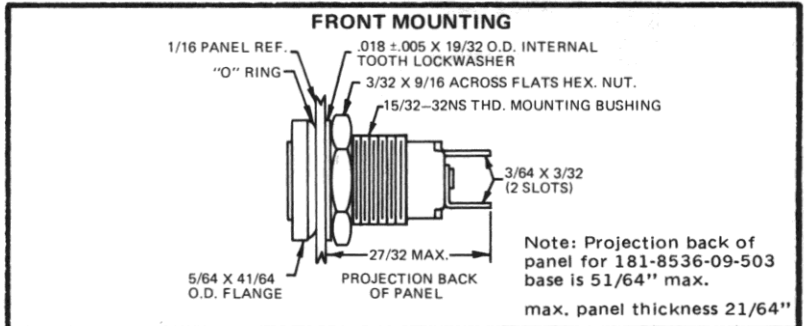
- **Mounting Bushing:** Aluminum, black anodize finish. Optional (181 series only)—clear anodize finish.
- **Internal-tooth Lockwasher and Mounting Nut:** Steel, cadmium plated with yellow iridescent chromate finish.
- **Terminals:** Brass, hot tinned, with elongated slot.
- **Lens:** High impact plastic.

How to designate the Three Digit Part Number Suffix (—XXX)

Finish	Resistor	Hardware
5 — black anodize	0 — no resistor	3 — watertight
6 — clear anodize	1 — 22K* (with NE-2J lamp)	on the face
	3 — 33K (with NE-2J lamp)	of the panel
	5 — 62K* (with NE-2D lamp)	
	7 — 100K (with NE-2D lamp)	

*Standard value

BASE PART NUMBER



181-8836-09-553
with built in 62K resistor*
Accommodates
C7A (NE-2D) lamp

181-8864-09-513
with built in 22K resistor*
Accommodates
C9A (NE-2J) lamp

181-8536-09-503
without built in resistor

CAP PART NUMBERS	COMPLETE ASSEMBLY PART NUMBERS
<p>Stovepipe 181-0931-003 transparent</p>	<p>181-8836-0931-553 181-8864-0931-513 181-8536-0931-503</p>

Part numbers shown in gray are normally in inventory at your Dialight Distributor.

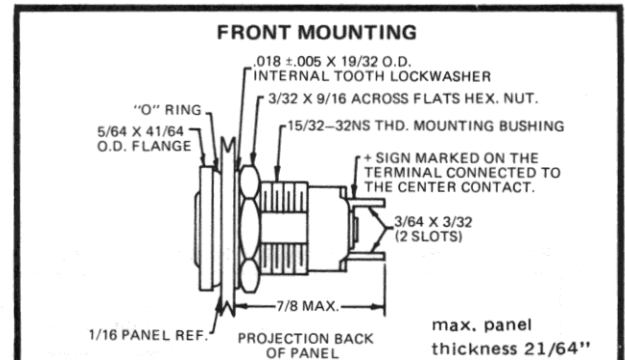
OPL Listed

Conform to MIL-L-3661B

366 SERIES



366-8836-0931-553
LH88/1; LC33RN2



(LH 88/1) 366-8836-09-553
with built in 62K resistor
accommodates
C7A (NE-2D) lamp

(LH 88/2) 366-8864-09-523
with built in 27K resistor
accommodates
C9A (NE-2J) lamp

Feature

Anti-rotation (locked) construction: Provides for secure locking of the socket terminal assembly in the mounting bushing and of the center terminal to the insulating disc. The notched mounting bushing receives the matched insulating disc to prevent the rotation of the mounting bushing.

BASE PART NUMBER

CAP PART NUMBERS	Type Desig.	Part No.	Lens Cap Color	COMPLETE ASSEMBLY PART NUMBERS
<p>Stovepipe — Non Diffusing</p>	LC33RN2	130-0931-003	Red	366-8836-0931-553
	LC33YN2	130-0933-003	Yellow (Amber)	366-8836-0933-553
	LC33WT2	130-0935-003	White	366-8836-0935-553
	LC33CN2	130-0937-003	Clear (Colorless)	366-8836-0937-553
				366-8864-0931-523
				366-8864-0933-523
				366-8864-0935-523
				366-8864-0937-523

Order complete with lamp to be assured of receiving the indicator light and correct lamp together for immediate use.

Part numbers listed in this catalog designate products with RED lens. For ordering lens colors other than red, consult chart on page 4C.