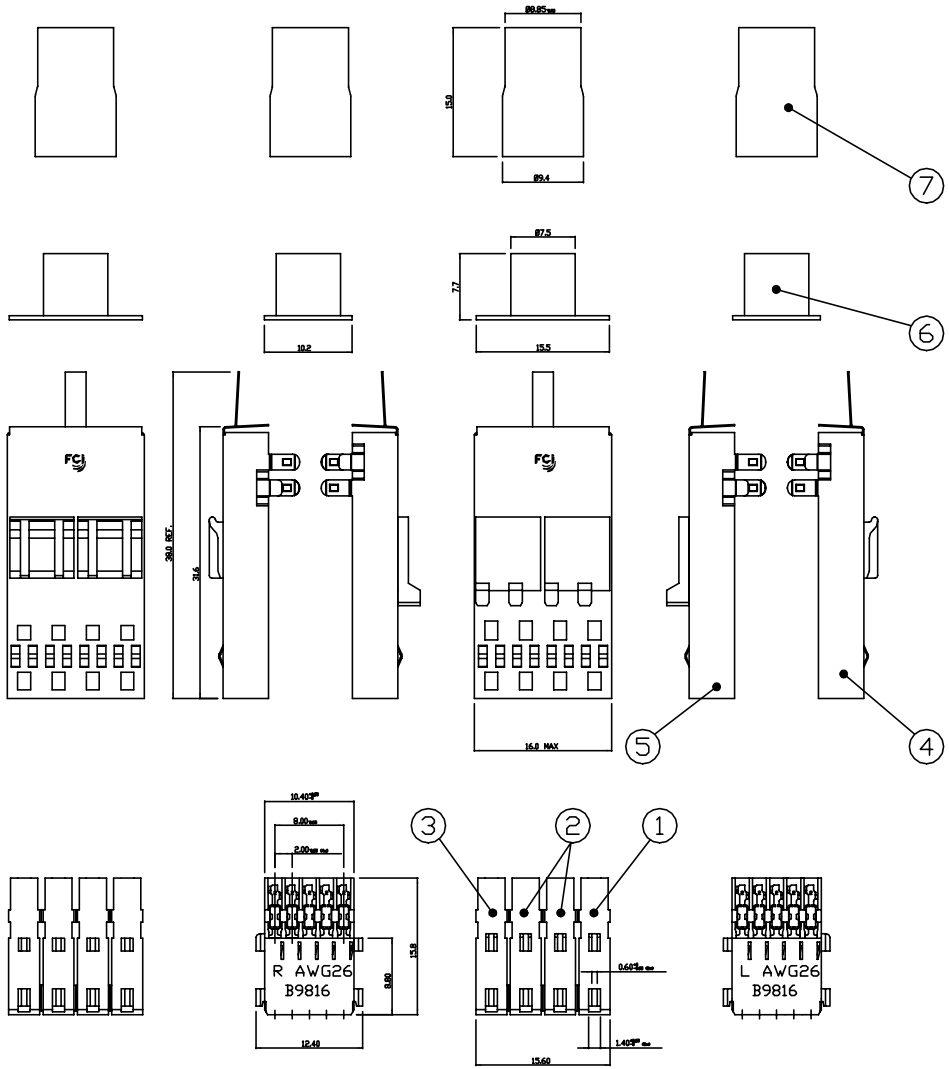

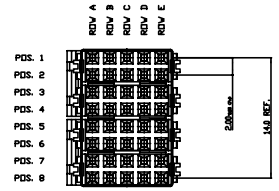

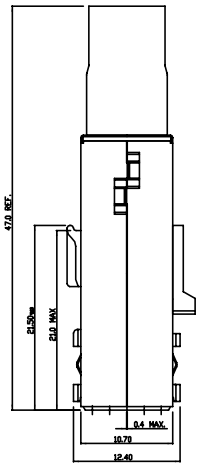

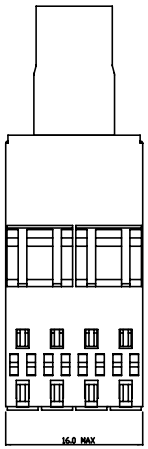

PERFORMANCE CHARACTERISTICS:
- VOLTAGE RATING : 250 VAC.
- CURRENT RATING : 1.0 A AT 70-C.
- INSULATION RESISTANCE : 10 ⁹ MΩ MINAFTER TEST.
- DIELECTRIC WITHSTANDING VOLTAGE : 1000 V.
- CONTACT RESISTANCE : 20 mΩ MAX. AFTER TEST.
- OPERATING T- : -55-C TO +125-C.
- INSERTION FORCE : 0.75 N MAX. PER CONTACT.
- WITHDRAWAL FORCE : 0.15 N MIN. PER CONTACT.

MATERIALS:
- TERMINAL BLOCK : GLASS REINFORCED THERMOPLASTIC UL94-V0.
- CONTACTS : PHOSPHOR BRONZE.
- PERFORMANCE : TELCORDIA CO;
- SHIELDING COVER: STAINLESS STEEL
- INNER FERRULE : Sn PLATED E-Cu
- OUTER FERRULE : Sn PLATED E-Cu

THE APPLICATION SPECIFICATION NO. :GS-20-096

WIRE CHARACTERISTICS:
- INSULATION DIAMETER 1.20 MM MAX.

CABLE CHARACTERISTICS:
- SEE DRAWING BS.A .202664.001

PART NUMBERS :
- HM2C12D0C021L9LF : CONNECTOR FOR WIRE SIZE AVG28,AVG30
- HM2C12D2C021L9LF : CONNECTOR FOR WIRE SIZE AVG26

Item	Qty	Description
7	1	8X5 POS. SHIELDED HM2 OUTER FERRULE
6	1	8X5 POS. SHIELDED HM2 INNER FERRULE
5	1	8X5 POS. SHIELDED HM2 COVER PART
4	1	8X5 POS. SHIELDED HM2 COVER PART (LOCKING SIDE)
3	1	2X5 POS. STACKABLE CABLE CONN. WITHOUT COVER (LEFT)
2	2	2X5 POS. STACKABLE CABLE CONN. WITHOUT COVER (MIDDLE)
1	1	2X5 POS. STACKABLE CABLE CONN. WITHOUT COVER (RIGHT)

Notes:
1. WHEN PART NUMBER WITH "LF" SUFFIX, THEN THE LF CONTACTS MUST BE USED .
2. THIS PRODUCT WITH "LF" SUFFIX MEETS EUROPEAN UNION DIRECTIVES AND OTHER COUNTRY REGULATIONS AS DESCRIBED IN GS-22-008 .

ltr	ecn no	dr	date
A	-	KN	21/01/2003
B	DG08-0117	Nickor	18/03/2008
C	ELX-N-004870	A.ZH	02/08/2011

mat'l. code

tolerances unless otherwise specified

linear	X.±0.50	
	0.X±0.20	
	0.XX±0.10	
angles	0° ±2°	

dr	A.Janssens	21/12/1998
engr	G.Droesbeke	25/06/1999
chr	G.Droesbeke	25/06/1999
appd	G.Droesbeke	25/06/1999

CUSTOMER COPY

projection

MM

scale 1:1

FCI www.fciconnect.com

title: 8X5 POS. HM2 STACKABLE CABLE CONN WITH COVER

product family: Millipacs

code

size: A4

dwg no: BSE202597001

sheet 1 of 1

sheet index	revision	C
	sheet	1

REV Fr 2006-04-17

Copyright FCI.