



N = Number of poles  
 Dim A=Nx3.5  
 Dim B=(N-1)x3.5

Poles	Dim A	Dim B
2-6p	±0.15	±0.15
7-12p	±0.25	±0.25
13-18p	±0.35	±0.35
19-24p	±0.40	±0.40

SIGN	DATE	DESCRIPTION	APPROVER
△	01/26'10	Soldering temperature changed from 245°C to 250°C	Tason
△	01/26'10	Part No. is changed	Tason
△	03/18'11	Add is " TUV " and Torque is changed	Juany
△	01/08'14	change the structure	Guoxue

THIS IS CAD DRAWING, DO NOT REVISE MANUALLY!!!

Material:

- ItemⒶ Terminal housing :Thermoplastic (UL 94V-0)
- ItemⒷ Clamp : Brass,Ni plated
- ItemⒸ Wire guard solder pin : Brass,Tin plated
- ItemⒹ Terminal screw: Steel Zinc plating"-slot type

△ Electrical cULus / TUV

- Voltage rating: 300V / 300V
- Current rating: 10A / 12A
- Wire range: 0.2~1.5mm<sup>2</sup>
- Solid wire(AWG): 16-24
- Stranded wire(AWG): 16-24

△ ● Torque: 1.7 Lb-In / 0.2Nm (stackable type: 1.5Kgf·cm)

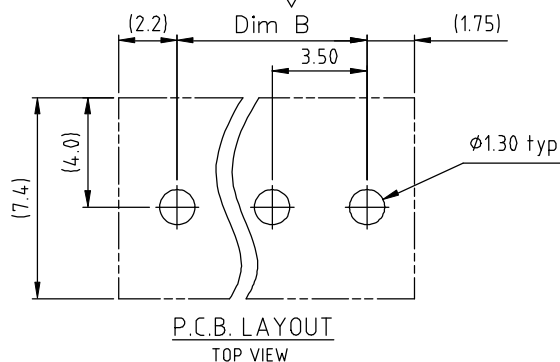
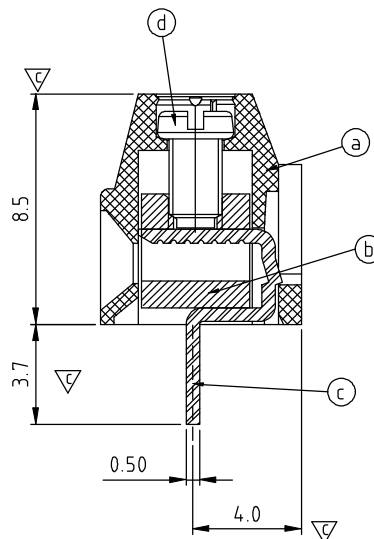
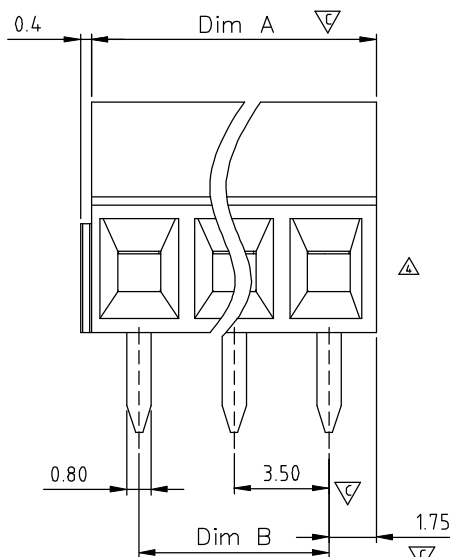
- Screw: M2
- Wire strip length: 5-6mm
- Withstanding Voltage: 1.6KV / 1.25KV
- Operating temperature: -40°C to +115°C

△ ● Soldering temperature: 260°C±5°C/5 Sec

- Safety Approval: cULus △ TUV
- Critical dimension: ∇

△ YO xx 01 x 0 xxxx G

No. of poles	0 Black (RAL9005)	RoHS compliant (Lead<4%) In copper Alloy
02 2 POLES	2 Red (RAL3001/D)	0000 Standard @ Logo
03 3 POLES	3 Orange(RAL2011/P)	000A Standard ANY Logo
...	4 Yellow(RAL1018/A)	Any special item by customer request, please contact sales department.
24 24 POLES	5 Green(RAL6018/T)	
	6 Blue (RAL5015/A)	
	8 Grey(RAL7035/D)	
	9 White(RAL1102)	
	C Green(RAL6018/U)	



<h1>ANYTEK</h1>		<h2>CUSTOMER COPY</h2>	
TITLE	YO 3.5 Series 2P-24P		
PART NO.	YOxx010xxxxG	DWG NO.	8Y00001
APPROVED	CHECKED	DESIGNED	DRAWN
		Guoxue 2014.01.25	Guoxue 2014.01.25
SHEET: 01/01		Tolerance	
UNIT: mm		X. ±0.50	
SCALE: NONE		X.X ±0.30	
REV.: G		X.XX ±0.10	
		X° ±1°	