

THIS DRAWING IS UNPUBLISHED.

RELEASED FOR PUBLICATION

20


© COPYRIGHT 20 BY -

ALL RIGHTS RESERVED.

LOC F DIST 00

REVISIONS

P	LTR	DESCRIPTION	DATE	DWN	APVD
	K	REDRAWN ON CAD WITHOUT PRODUCT CHANGE	11OCT2012	TC	YP
	L	ADDED NOTE 4	22MAR2019	LN	YP

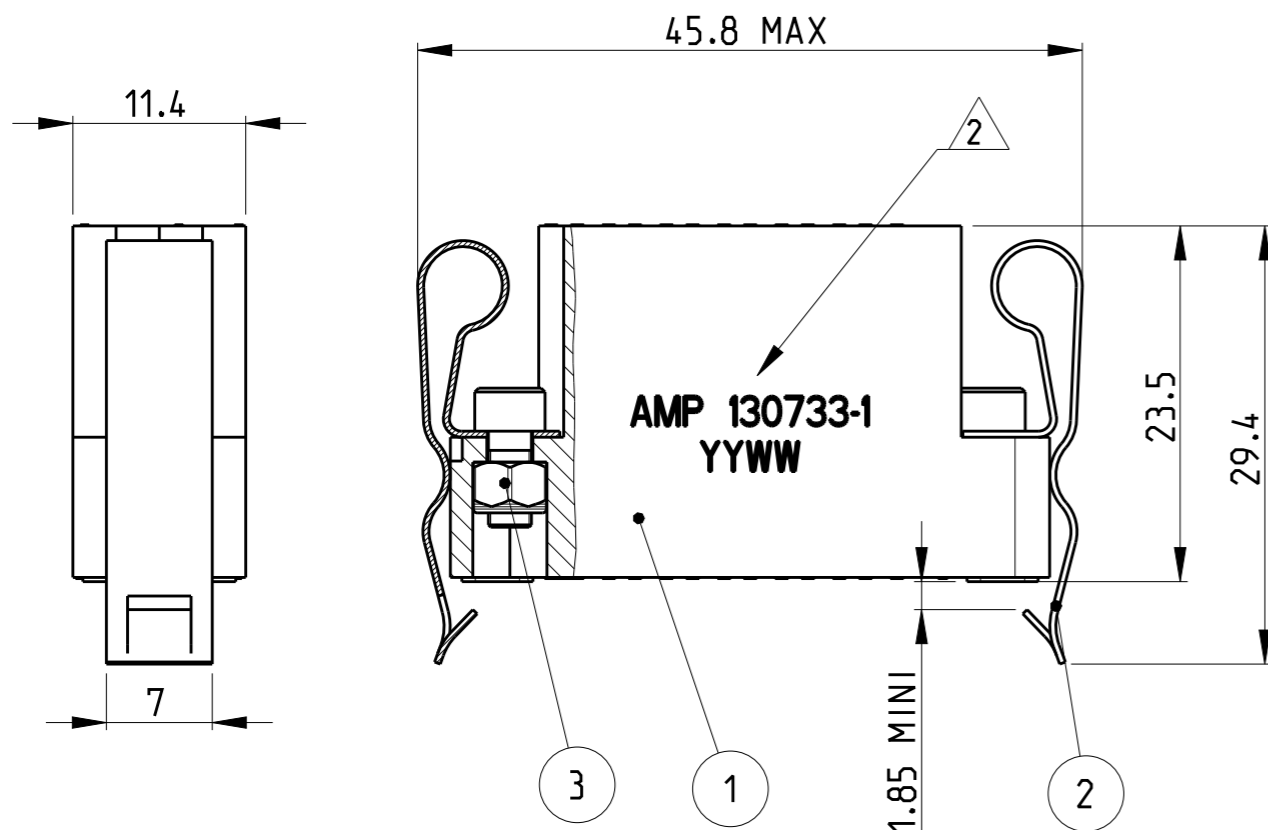


1. USE ONLY AS SPARE PARTS.

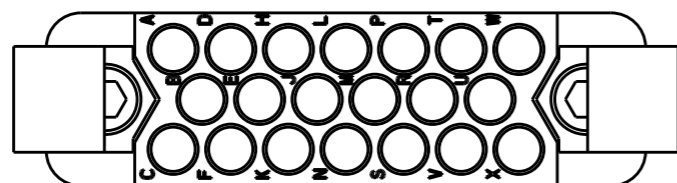
2. MARKING AMP, PART NUMBER 130733-1 (CONNECTOR WITHOUT CONTACTS) AND DATE CODE.

3. PART NUMBERS 130733-2, 130733-3 & 130733-4 ARE MENTIONED ON EXTERNAL PACKAGING.

4. MATES TO 130732-1



20	-	-	-	201580-1	IN A SEPARATE BAG	SOCKET CONTACT #16 (AWG 20-24)	-
-	20	-	-	200333-1	IN A SEPARATE BAG	SOCKET CONTACT #16 (AWG 18-16)	-
-	-	20	-	130743-1	IN A SEPARATE BAG	SOCKET CONTACT #16 (AWG 22-18)	-
1	1	1	-	130733-1	WITHOUT CONTACT	GROUNDING CONNECTOR	-
-	-	-	2	-	CONNECTOR SUPPLIED ASSEMBLED	FASTENER	3
-	-	-	2	-		SPRING	2
-	-	-	1	-		HOUSING 20 POS.	1
130733-4	130733-3	130733-2	130733-1	PART NUMBER	OBSERVATION	DESCRIPTION	ITEM



THIS DRAWING IS A CONTROLLED DOCUMENT.

DIMENSIONS:		TOLERANCES UNLESS OTHERWISE SPECIFIED:	
mm			
	0 PLC	±0.3	
	1 PLC	±0.3	
	2 PLC	±0.3	
	3 PLC	±	
	4 PLC	±	
	ANGLES	±	5°
MATERIAL		FINISH	

DWN	T. CORRIOU	05SEP2012
CHK	J. THUEZ	05SEP2012
APVD	Y. PETRONIN	05SEP2012
PRODUCT SPEC		
APPLICATION SPEC		
WEIGHT		
Customer Drawing		

		NAME		CONNECTOR, GROUNDING, 20 POS.	
		SIZE		RESTRICTED TO	
CAGE CODE		DRAWING NO		SCALE	
A3 00779		C-130733		2:1	
SHEET		OF		REV	
1		1		L	