

NetKey® Category 6 UTP Jack Modules

PANDUIT®

DATA SHEET

Category 6/Class E 8-position keystone UTP jack module shall terminate unshielded twisted 4-pair, 22-26 AWG, 100 ohm cable without the use of a punchdown tool. Optional tool ensures conductors are fully terminated. Universal label shall be color-coded to T568A and T568B wiring schemes.



technical information

Category 6/Class E channel performance:	Meets all ANSI/TIA-568.C2 Category 6 and ISO 11801 2nd Edition Class E channel standard requirements at swept frequencies up to 250 MHz
FCC compliance:	Meets ANSI/TIA-1096-A; contacts plated with 50 microinches of gold for superior performance
IEC compliance:	Meets IEC 60603-7
PoE compliance:	Meets requirements of IEEE 802.3af and IEEE 802.3at for PoE applications
UL rated:	UL 1863 approved
RoHS compliance:	Compliant

key features and benefits

100% performance tested	Confidence that each jack module delivers specified performance
Termination cap	Provides strain relief, helps control cable end radius and securely retains wires in place
Does not require punchdown tool	Can terminate with optional termination tool
Modular	Universal keystone jack modules snap in and out of all NetKey® Faceplates, Modular Patch Panels, and Surface Mount Boxes for fast moves, adds, and changes
Individually serialized	Marked with quality control number for future traceability

applications

Applications include:

- Ethernet 10BASE-T, 100BASE-T (Fast Ethernet), and 1000BASE-T (Gigabit Ethernet)
- 155 Mb/s ATM, 622 Mb/s ATM, 1.2 Gb/s ATM
- Token Ring 4/16
- Voice over internet protocol (VoIP)

NetKey® Network Components

NetKey® Category 6 UTP Jack Modules

Module: NK6TMIW*

NetKey® Category 6 UTP Patch Cords

Foot lengths: NK6PC3**Y

Meter lengths: NK6PC1M^Y

NetKey® Molded Modular Patch Panels

24-port, 1 RU: NKPP24P

48-port, 2 RU: NKPP48P

Termination and Cable Prep Tools (optional)

Termination tool: CGJT

Wire snipping tool: CWST

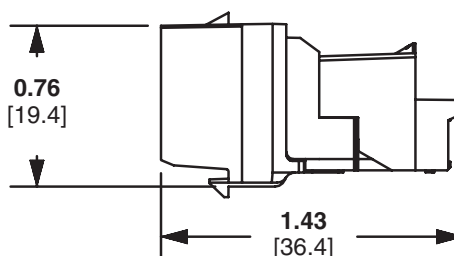
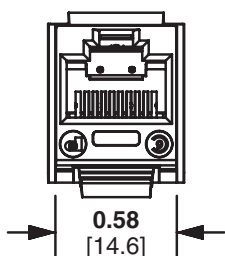
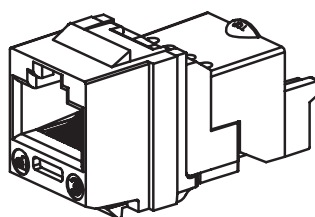
Wire stripping tool: CJAST

*To designate color other than IW (Off White), replace IW suffix with WH (White), EI (Electric Ivory), IG (International Gray), BL (Black), BU (Blue), RD (Red), YL (Yellow), GR (Green), OR (Orange), or VL (Violet).

**For standard lengths other than 3 feet (5, 7, 10, 14 or 20) change the length designation in part number to the desired length. For standard colors other than Off White, add suffix BL (Black), BU (Blue), RD (Red), YL (Yellow), GR (Green), OR (Orange), or VL (Violet) before Y in the part number. For example, the part number of a blue, Category 6, 5-foot patch cord is NK6PC5BUY.

^For standard lengths other than 1 meter (0.5, 2, 3, 4, 5) change the length designation in part number to the desired length. For standard colors other than Off White, add suffix BL (Black), BU (Blue), RD (Red), YL (Yellow), GR (Green), OR (Orange), VL (Violet) or GY (Gray) before Y in the part number. For example, the part number for a blue 5 meter patch cord is NK6PC5MBUY.

NetKey® Category 6 UTP Jack Modules



Dimensions are in inches [Dimensions in brackets are metric]

WORLDWIDE SUBSIDIARIES AND SALES OFFICES

PANDUIT CANADA
Markham, Ontario
cs-cdn@panduit.com
Phone: 800.777.3300

PANDUIT EUROPE LTD.
London, UK
cs-emea@panduit.com
Phone: 44.20.8601.7200

PANDUIT SINGAPORE PTE. LTD.
Republic of Singapore
cs-ap@panduit.com
Phone: 65.6305.7575

PANDUIT JAPAN
Tokyo, Japan
cs-japan@panduit.com
Phone: 81.3.6863.6000

PANDUIT LATIN AMERICA
Guadalajara, Mexico
cs-la@panduit.com
Phone: 52.33.3777.6000

PANDUIT AUSTRALIA PTY. LTD.
Victoria, Australia
cs-aus@panduit.com
Phone: 61.3.9794.9020

For a copy of Panduit product warranties, log on to www.panduit.com/warranty

For more information

Visit us at www.panduit.com

Contact Customer Service by email: cs@panduit.com
or by phone: 800.777.3300

The Panduit logo, consisting of the word "PANDUIT" in a bold, sans-serif font with a registered trademark symbol.

©2014 Panduit Corp.
ALL RIGHTS RESERVED.
NKDS38--WW-ENG
Replaces WW-NKDS14-GR
3/2014