SYMBOL DEFINITION			MISSING SYMBOLS
A DIMENSION WITHOUT AN INSPECTION REPORT SYMBOL ( ) DOES NOT REQUIRE INSPECTION. IT MAY BE CONTROLLED ON THE INDIVIDUAL COMPONENT DRAWING.	TOTAL NO OF INSPECTIONS REQUIRED	8	NO MISSING SYMBOL NUMBER
	LAST NO. USED	8	

DWG STATUS					ZONE	REVISION HISTORY	AUTH	DR	APVD 1	APVD 2
DATE	STG	REV	N/P	CHG						
11JL01	R	01	-	-		ALL ACTIVE PARTS - REVISED GRAPHICS	211315	RVP	RVP	JH
17JL03	R	02	-	-		12020156 - PER ECN 211315 REV LEVEL L2 SHOULD BE K1, CORRECT REV LEVEL TO K2	243603	JYD	JYD	JH
01AU06	R	03	-	-		12020156, 12033997 & 12066614 - MAT'L SPEC WAS P1519030	2B3052	MDH	JAA	MKM

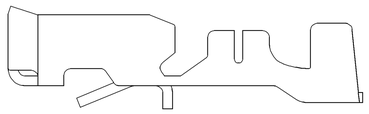

TYPE 102
SAME AS TYPE 101
EXCEPT AS SHOWN

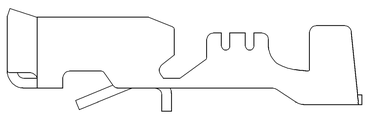

TYPE 103
SAME AS TYPE 101
EXCEPT AS SHOWN

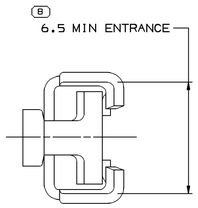

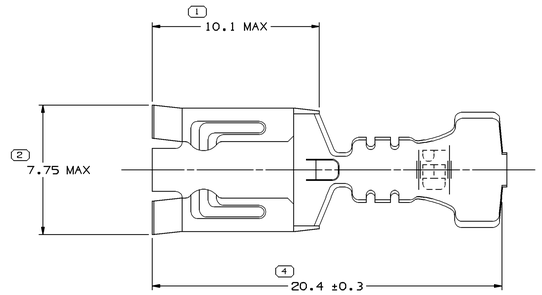

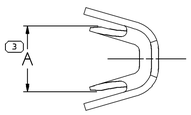

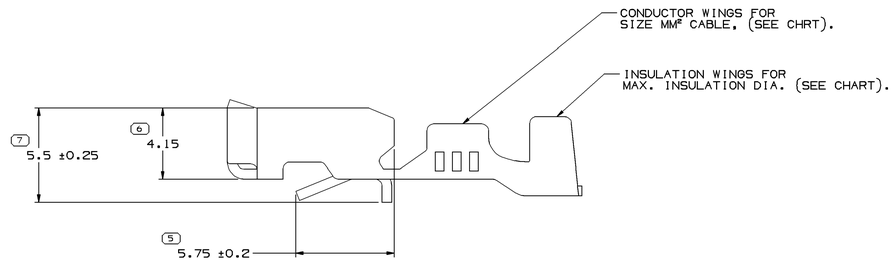

TYPE 101

NOTES

1. UNLESS OTHERWISE SPECIFIED AND/OR INDICATED:

   DIMENSIONS ARE TO FACE OF VIEW SHOWN AND AUTOMATICALLY ROUNDED BY COMPUTER FOR INSPECTION (SEE MATH MODEL FOR PRECISE DIMENSIONS). FOR ALL OTHER DIMENSIONS NOT SHOWN BUT REQUIRED FOR TOOL BUILD, SEE MATH MODEL FOR PRECISE TOOL PATH DATA.

2. RECOMMENDED MATING BLADES - (1) METRI-PACK (0.86/0.79 THK. X 6.38/6.22 WIDE)
   (2) AUTOFUSE (0.69/0.61 THK X 5.355/5.11 WIDE)

3. THIS PART FOR DIAGNOSTIC INDUSTRY APLICATIONS.

PART NO	REV	N/P	STATUS	MAT'L SIZE	MAT'L SPEC	PART NO	REV	N/P	STATUS	MAT'L SIZE	MAT'L SPEC	SIZE (MM²)	ID	DIA	TYPE
						12176854	A2	-		0.406 X 35.71	PM003658-030 17410 BE CU 1/2 HT AG/NI PLTD	5 - 3	11	4.48-2.74	102	4.6
12066506	A	-	OBSOLETE	0.406 X 35.71	S1519030 TIN BRS EX HD SLIT	12020156	K3	-		0.406 X 35.71	M1574030 NONFERROUS C42500 EX HD	0.8 - 0.5	19	3.13-1.87	103	3.2
12066505	B	-	OBSOLETE	0.406 X 35.71	S1519030 TIN BRS EX HD SLIT	12066614	A2	-		0.406 X 35.71	M1574030 NONFERROUS C42500 EX HD	2 - 1	15	3.97-3.14	102	3.7
12066504	B	-	OBSOLETE	0.406 X 35.71	S1519030 TIN BRS EX HD SLIT	12033997	E3	-		0.406 X 35.71	M1574030 NONFERROUS C42500 EX HD	3	12	3.68-2.94	102	4.6
						12020157	H	-	OBSOLETE	0.406 X 35.71	P1519030 TIN BRS EX HD SN PLTD	2 - 1	15	3.97-3.14	101	3.7
UNPLATED						PLATED						CABLE			A ±0.4

4 PROCESS SENSITIVE DIMENSION

DIMENSIONS ENCLOSED IN ( ) INDICATE REFERENCE DIMENSIONS AND NO TOLERANCE LIMITS ARE ESTABLISHED

DIMENSIONAL RANGE (MM)		CHART D
FROM	0	> 12
TO	12	
TOLERANCE UNLESS OTHERWISE SPECIFIED	±0.1	±0.2
ANGULAR TOLERANCE ±2°		

DWG TYPE: PART DRAWING

STYLE

VOLUME (CUP)

DISTR CODE: D

UNLESS OTHERWISE SPECIFIED

THIS DOCUMENT IS IN ACCORDANCE WITH ASME Y14.5M-1994 AS AMENDED BY THE GM GLOBAL DIMENSIONING AND TOLERANCING ADDENDUM-2001. SEPARATE PATTERNS OF FEATURES MAY BE DAMED SEPARATELY REGARDLESS OF DATUM REFERENCES.

ALL DIMENSIONS ARE IN MILLIMETERS

REFERENCE

THIRD ANGLE PROJECTION

DO NOT SCALE

USE MATH DATA

UNIGRAPHICS

DELPHI

DELPHI PACKARD ELECTRIC SYSTEMS
WARREN, OH

		DATE
DR		
APVD1	J. KRAUSE	15MR88
APVD2	D. STEELE	14AP88
APVD3	G. SMALDINO	21AP88
APVD4		
APVD5		

SUBSTANCES OF CONCERN AND RECYCLED CONTENT PER DELPHI (094900)

MATERIAL: SEE CHRT

DRAWING NAME: TAXI TERM F M/P 630

DRAWING NUMBER: 12020155

SIZE	SCALE	FRAME NO	SHEET NO	STG	REV	N/P
A0	8:1	1 OF 1	1 OF 3	R	03	-

User: 4243755 Date: 16-Aug-06 Time: 08:35
Dwg: 12020155-CUS01-S01
Message: