

TECHNICAL:
RATED VOLTAGE: 120VAC, 208VAC, 240VAC, 277VAC, 120/240VAC, 120/208VAC Dual Voltage, 120/208VAC 3Ø, 208VAC 3Ø, 240VAC 3Ø (277VAC non-U.L.)
OPERATING VOLTAGE RANGE: 85% TO 110% OF RATED
CURRENT: UP TO 30 AMPS OR WIRING DEVICE RATING
FREQUENCY: 60Hz, 50Hz (AVAILABLE non-UL)
TRIP LEVEL: 5 ± 1mA
PHASE: SINGLE, DUAL VOLTAGE, AND THREE-PHASE
RESPONSE TIME: 25 mS MAX. @500 OHM FAULT
DIELECTRIC WITHSTAND: 1500 VRMS ACROSS CONTACT
 4000 VRMS BETWEEN CONDUCTORS AND ENCLOSURE
SURGE WITHSTAND: 6000V IMPULSE, 0.5 MICROSECOND RISE TIME 100KHZ RINGING FREQUENCY WITH 40% DECAY PER CYCLE
OPERATING TEMPERATURE RANGE: -35°C TO +66°C (-31°F TO +151°F)
LEAKAGE CURRENT @ 93% HUMIDITY: ZERO
OVERLOAD CURRENT: 180 AMPS, 50% INDUCTIVE (25 CYCLES)
RF NOISE SUSCEPTIBILITY: NORMAL OPERATION WITH 0.5 VRMS INJECTED ON POWER LINE WITH FREQUENCIES UP TO 450 MHz
CURRENT FILTERS: SPECIFICALLY FILTERED TO MINIMIZE NUISANCE TRIPS IN WELDING, VARIABLE FREQUENCY DRIVE AND OTHER 'ELECTRICALLY NOISY' APPLICATIONS
LET GO LINE VOLTAGE: 60% OF RATED
GROUNDING NEUTRAL DETECTION: 2 OHMS OR LESS (ON APPLICABLE MODELS ONLY)

GENERAL:
CONSTRUCTION: INDUSTRIAL GRADE DESIGN
TYPE: CLASS A
POWER-UP TYPE: AUTO OR MANUAL
ENDURANCE: 5000 OPERATIONS MINIMUM AT RATED LOAD
OPEN NEUTRAL PROTECTION: TRIPS UPON LOSS OF NEUTRAL (ON APPLICABLE MODELS ONLY)
GROUNDING NEUTRAL PROTECTION: TRIPS IF GROUND AND NEUTRAL TOUCH AT LOAD SIDE (ON APPLICABLE MODELS ONLY)
POWER ON INDICATION: LIGHTED GREEN LED
POWER OFF INDICATION: BLINKING RED LED, PLUS OPTIONAL ANNUNCIATOR OF AC/DC OUTPUTS (ON APPLICABLE MODELS ONLY)
ENCLOSURE: NEMA 4X/P6
MOUNTING TYPE: PANEL, SURFACE AND PORTABLE
WIRING APPLICATION: 3,4,5 WIRE SINGLE, SPLIT, AND 3-PHASE
WIRING CONNECTIONS: PORTABLE (IN-LINE) AND PERMANENT (FIXED MOUNT) (SEE WIRING INSTRUCTIONS)
SWITCH INTERFACE: DOUBLE INSULATED
LATCHING MECHANISM: ELECTROMAGNETIC
FALSE TRIP DUE TO IMPACT: NONE
AGENCY APPROVAL: cULus, CSA, CSAus and cCSAus (U.L.943 and CSA C22.2 No. 144) (277VAC non-U.L.)

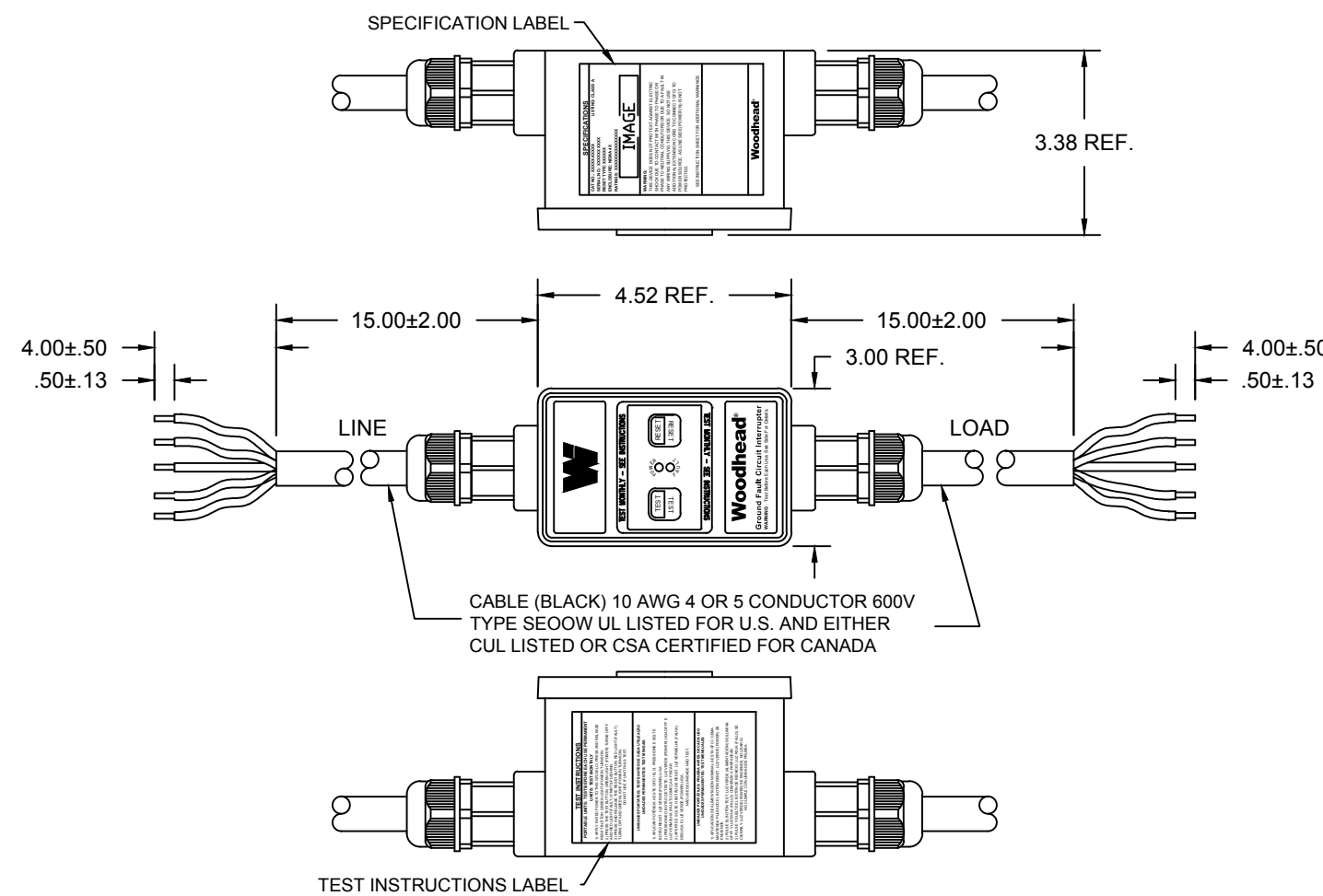


FIGURE 1
SPLIT PHASE (120 / 208 VOLTS, 120 / 240 VOLTS) (4-WIRE)

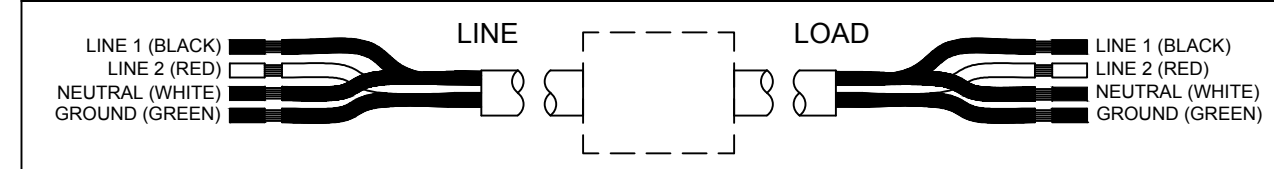


FIGURE 2
THREE PHASE (NO NEUTRAL) (208 / 240 VOLTS) (4-WIRE)

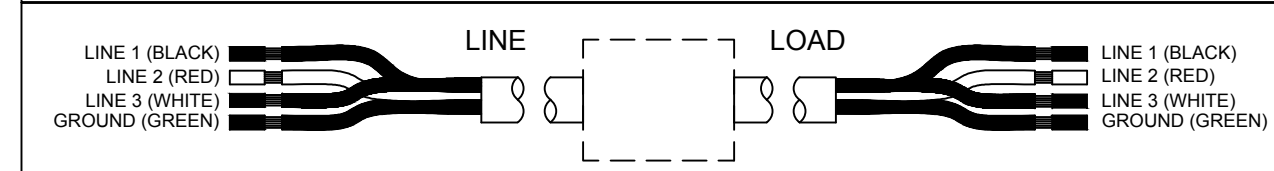
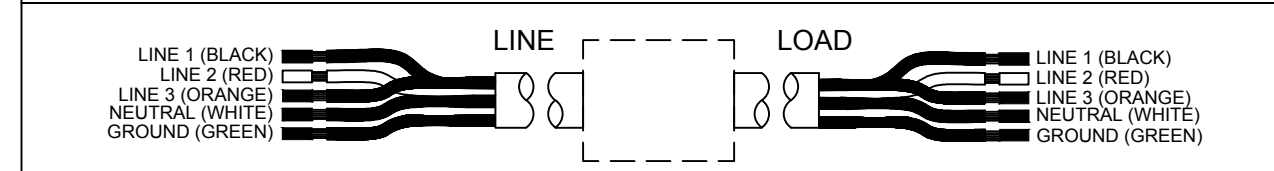


FIGURE 3
THREE PHASE (WITH NEUTRAL) (120 / 208 VOLTS) (5-WIRE)



RESET TYPE	MATERIAL NO.	ENGINEERING NO.	PHASE	FIGURE
MANUAL	1301530247	30053-0M6P	SPLIT PHASE	FIGURE 1
	1301530248	30053-0M3P	THREE PHASE	FIGURE 2
	1301530249	30053-0M2P	THREE PHASE	FIGURE 2
	1301530250	30053-0M5P	THREE PHASE W/ NEUTRAL	FIGURE 3
AUTOMATIC	1301530251	30053-0A6P	SPLIT PHASE	FIGURE 1
	1301530252	30053-0A3P	THREE PHASE	FIGURE 2
	1301530253	30053-0A2P	THREE PHASE	FIGURE 2
	1301530254	30053-0A5P	THREE PHASE W/ NEUTRAL	FIGURE 3

UPDATED SPECS EC NO: IPG2014-1788 DRWN: BARDEN 2014/04/14 CHKD: HKNEELAN 2014/04/30 APPR: JFMURPHY 2014/03/27	QUALITY SYMBOLS ▽=0 ▽C=0	GENERAL TOLERANCES (UNLESS SPECIFIED)		DIMENSION STYLE		SCALE	DESIGN UNITS	THIRD ANGLE PROJECTION TITLE PORTABLE GFCI WITH LEADS 30AMP SPLIT & 3 PHASE #10/4&5 CABLE Molex MOLEX INCORPORATED DOCUMENT NO. SD-130153-040 SHEET NO. 1 OF 1	
				INCH		NTS	INCH		
		4 PLACES	±---	±---	DRAWN BY	DATE	BARDEN 2014/01/07		
		3 PLACES	±---	±.005	CHECKED BY	DATE	HKNEELAN 2014/03/07		
2 PLACES	±0.13	±.010	APPROVED BY	DATE	JFMURPHY 2014/03/27				
1 PLACE	±0.25	±.020	ANGULAR ±.5°		MATERIAL NO.		SEE CHART		
DRAFT WHERE APPLICABLE MUST REMAIN WITHIN DIMENSIONS				SIZE		THIS DRAWING CONTAINS INFORMATION THAT IS PROPRIETARY TO MOLEX INCORPORATED AND SHOULD NOT BE USED WITHOUT WRITTEN PERMISSION			
B				B					