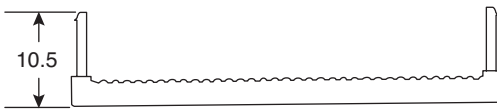
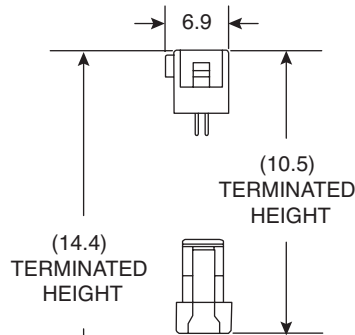
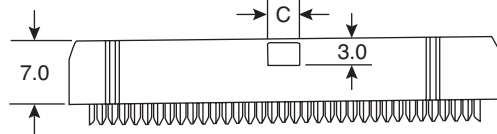
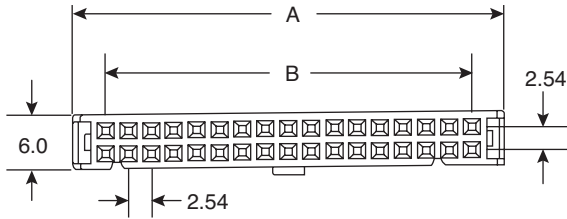


IDC Connectors

164-9000 Series



IDC Connectors



DIMENSIONS: mm

DIMENSIONS: mm

MOUSER STOCK NO.	Position	A	B	C
164-9006-E	10	17.40	10.16	3.50
164-9007-E	14	22.48	15.24	3.50
164-9008-E	16	25.02	17.78	3.50
164-9001-E	20	30.10	22.86	3.50
164-9010-E	24	35.18	27.94	3.50
164-9002-E	26	37.72	30.48	3.50
164-9003-E	34	47.88	40.64	3.50
164-9004-E	40	55.50	48.26	3.50
164-9005-E	50	68.20	60.96	3.50

Tolerance ± 0.3 unless otherwise specified

SPECIFICATIONS

Material Insulator:	PBT, glass reinforced
Contact:	Phosphor Bronze or Brass
Electrical Current Rating:	1 Amp
Contact Resistance:	30m Ω max.
Insulation Resistance:	3000m Ω max.
Dielectric Withstanding Voltage:	500V AC for 1 minute
Operating Temperature:	-40°C to +105°C
Recommended Ribbon Cable:	1.27mm, 28 AWG Stranded
RoHS Compliant	

164-9000 Series

Date Last Revised: 03-05-13

Available from Mouser Electronics
1-800-346-6873 / www.mouser.com

KC-301409

Specifications are subject to change without notice. No liability or warranty implied by this information. Environmental compliance based on producer documentation.