

Coax Probes ATTACHED CABLE

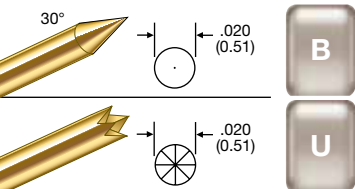
100445 & 100746 SIGNAL PLUNGERS



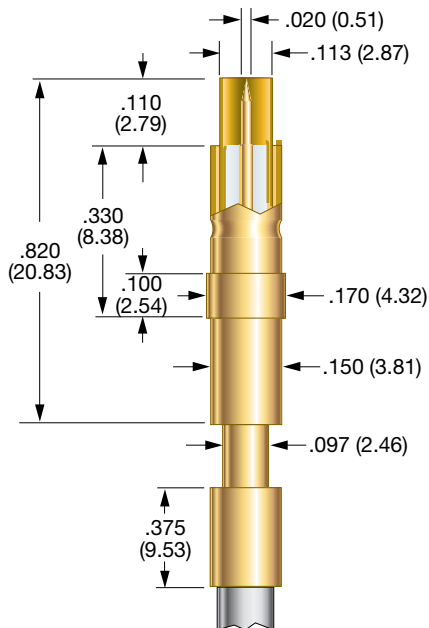
100445 & 100746 SHIELDING PLUNGERS



100999 PLUNGERS TIPS



100445/100746



PROBE SPECIFICATIONS

Minimum Centers: .200 (5.08)
Current Rating: 3 amps continuous
Spring Force: Signal Conductor:
B Tip: 1.6 oz. @ .070 (1.78) travel
A, ES, H Tips: 2.0 oz. @ .070 (1.78) travel
Shielding Plunger: 4.3 oz. @ .070 (1.78) travel
Nominal Impedance: 50 Ω
Maximum Travel:
.090 (2.29) for tip B
.075 (1.91) for tips A, ES, H
Working Travel: .070 (1.78)

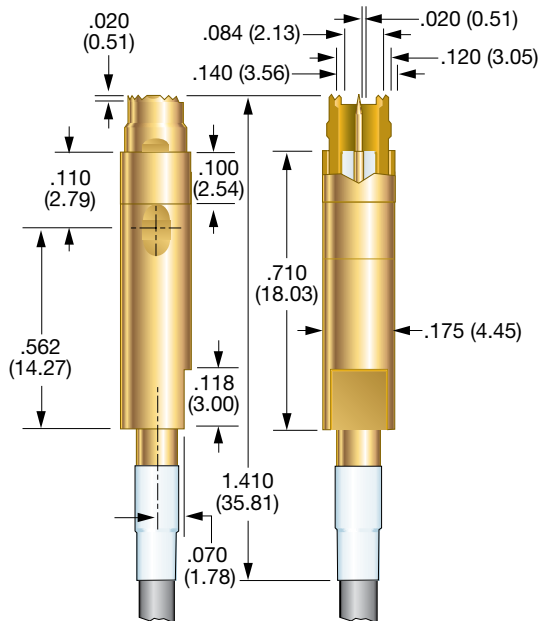
MATERIALS

Barrel: Brass, gold plated
Spring:
Signal Conductor: Beryllium copper, gold plated
Shielding Plunger: Stainless steel, gold plated
Shielding Plunger: Beryllium copper, gold plated
Dielectric Insulator: Teflon
Shielding Tube: Stainless steel, gold plated
Signal Conductor: Series S, Size 00 probe
Crimp Ferrule: Brass, gold plated
Coaxial Cable: 100445: RG 174U
100746: RG 316

HOW TO ORDER

100445	B	F	N	12	AM
BASE PART NUMBER	SIGNAL PROBE TIP	MOUNTING FLANGE	SHIELDING PLUNGER	CABLE LENGTH	CABLE TERMINATION
			N: WITHOUT FLANGE F: WITH FLANGE		
SHIELDING PLUNGER:	CABLE LENGTH:	AM: SMA MALE			
S: SERRATED	12 - 12 INCHES	AF: SMA FEMALE			
N: FLAT	36 - 36 INCHES	NC: NO CONNECTOR			

100999



PROBE SPECIFICATIONS

Minimum Centers: .200 (5.08)
Current Rating: 3 amps continuous
Spring Force: Signal Conductor:
B Tip: 1.6 oz. @ .070 (1.78) travel
U Tip: 3.3 oz. @ .070 (1.78) travel
Shielding Plunger: 4.5 oz. @ .070 (1.78) travel
Nominal Impedance: 50 Ω
Maximum Travel: .090 (2.29)
Working Travel: .070 (1.78)

MATERIALS

Barrel: Brass, gold plated
Spring:
Signal Conductor: Beryllium copper, gold plated
Shielding Plunger: Stainless steel, gold plated
Shielding Plunger: Beryllium copper, gold plated
Dielectric Insulator: Teflon
Shielding Tube: Brass, gold plated
Signal Conductor: Series S, Size 00 probe
Coaxial Cable: Semi-flex or flex cable

HOW TO ORDER

100999	B	12	AM	F
BASE PART NUMBER	SIGNAL PROBE TIP	CABLE LENGTH	TERMINATION	CABLE TYPE
		CABLE LENGTH: AM: SMA MALE F: FLEX 12 - 12 INCHES AF: SMA FEMALE S: SEMI-FLEX 36 - 36 INCHES NC: NO CONNECTOR		

* WHEN ORDERING WITH A PREATTACHED CONNECTOR, PLEASE NOTE THAT THE CONNECTOR WILL NOT FIT THROUGH THE PROBE MOUNTING HOLE. THE PROBE MUST BE INSERTED FROM THE BOTTOM SIDE OF THE MOUNTING PLATE.

CONSULT IDI FOR MORE INFORMATION.

Specifications subject to change without notice. Dimensions in inches (millimeters)