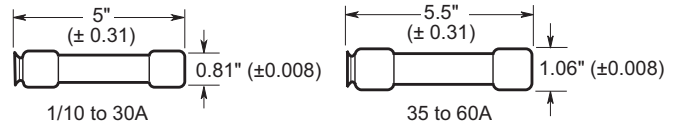


## LPS-RK — 600Vac/300Vdc, 1/10-60A, Dual Element, Time-Delay Fuses



Available with easyID™  
open fuse indication

### Dimensions - in



**Description:** Ultimate protection Class RK1 dual element, current-limiting, time-delay fuses available with optional open fuse indication on select ratings. Time-delay – 10 seconds (minimum) at 500% of rated current.

**Catalog Symbol:** LPS-RK-(amp)SP (non-indicating)  
LPS-RK-(amp)SPI (indicating)

### Rating:

- Volts — 600Vac, 300Vdc
- Amps — 1/10-60A
- IR — 300kA Vac RMS Sym.
- 100kA DC

### Agency Information:

CE, UL Listed, Guide JDDZ, File E4273  
CSA Certified, Class 1422-02, File 53787  
Class RK1 per CSA C22.2, No. 248.12

### Catalog Numbers (amps) – Non-indicating fuses

LPS-RK-1/10SP	LPS-RK-1 1/2SP	LPS-RK-4 1/2SP	LPS-RK-17 1/2SP*
LPS-RK-1/10SP	LPS-RK-1 1/10SP	LPS-RK-5SP	LPS-RK-20SP*
LPS-RK-3/10SP	LPS-RK-1 1/10SP	LPS-RK-5 1/10SP	LPS-RK-25SP*
LPS-RK-3/10SP	LPS-RK-2SP	LPS-RK-6SP*	LPS-RK-30SP*
LPS-RK-1/2SP	LPS-RK-2 1/2SP	LPS-RK-6 1/2SP*	LPS-RK-35SP*
LPS-RK-9/10SP	LPS-RK-2 1/2SP	LPS-RK-7SP*	LPS-RK-40SP*
LPS-RK-9/10SP	LPS-RK-2 3/10SP	LPS-RK-8SP*	LPS-RK-45SP*
LPS-RK-1SP	LPS-RK-3SP	LPS-RK-9SP*	LPS-RK-50SP*
LPS-RK-1 1/2SP	LPS-RK-3 3/10SP	LPS-RK-10SP*	LPS-RK-60SP*
LPS-RK-1 1/2SP	LPS-RK-3 1/2SP	LPS-RK-12SP*	
LPS-RK-1 1/10SP	LPS-RK-4SP	LPS-RK-15SP*	

\* Open fuse indication available by inserting the suffix "I," e.g., LPS-RK-15SPI.  
Requires 75Vac minimum voltage.

### Carton Quantity:

Amp Rating	Carton Qty.
0-60	10

### Features:

- Industry's only UL Listed and CSA Certified fuse with a 300kA interrupting rating that allows for simple, worry-free installation in virtually any application.
- Fast short-circuit protection and dual-element, time-delay performance provide ultimate protection.
- Reduces existing fuse inventory by up to 33% when upgrading to Low-Peak fuses.
- Consistent 2:1 ampacity ratios for all Low-Peak fuses make selective coordination easy.
- Time-delay permits 130% FLA sizing for back-up motor protection.
- Current-limitation protects downstream components against damaging thermal and magnetic effects of short-circuit currents.
- Protects against single-phase motor damage.
- Proper sizing can provide "no damage" Type 2 coordinated protection for NEMA and IEC motor controllers.

### Applications:

- Feeder and Branch Circuits
- Motors
- Transformers
- Solenoids
- General Purpose Circuits

### Recommended Fuse Blocks

Fuse Amps	1-Pole	2-Pole	3-Pole
0-30	R60030-1	R60030-2	R60030-3
35-60	R60060-1	R60060-2	R60060-3

For additional information on the R600 Series of 600 volt fuse blocks, see data sheet # 1111.

### Fuse Reducers For Class R Fuses

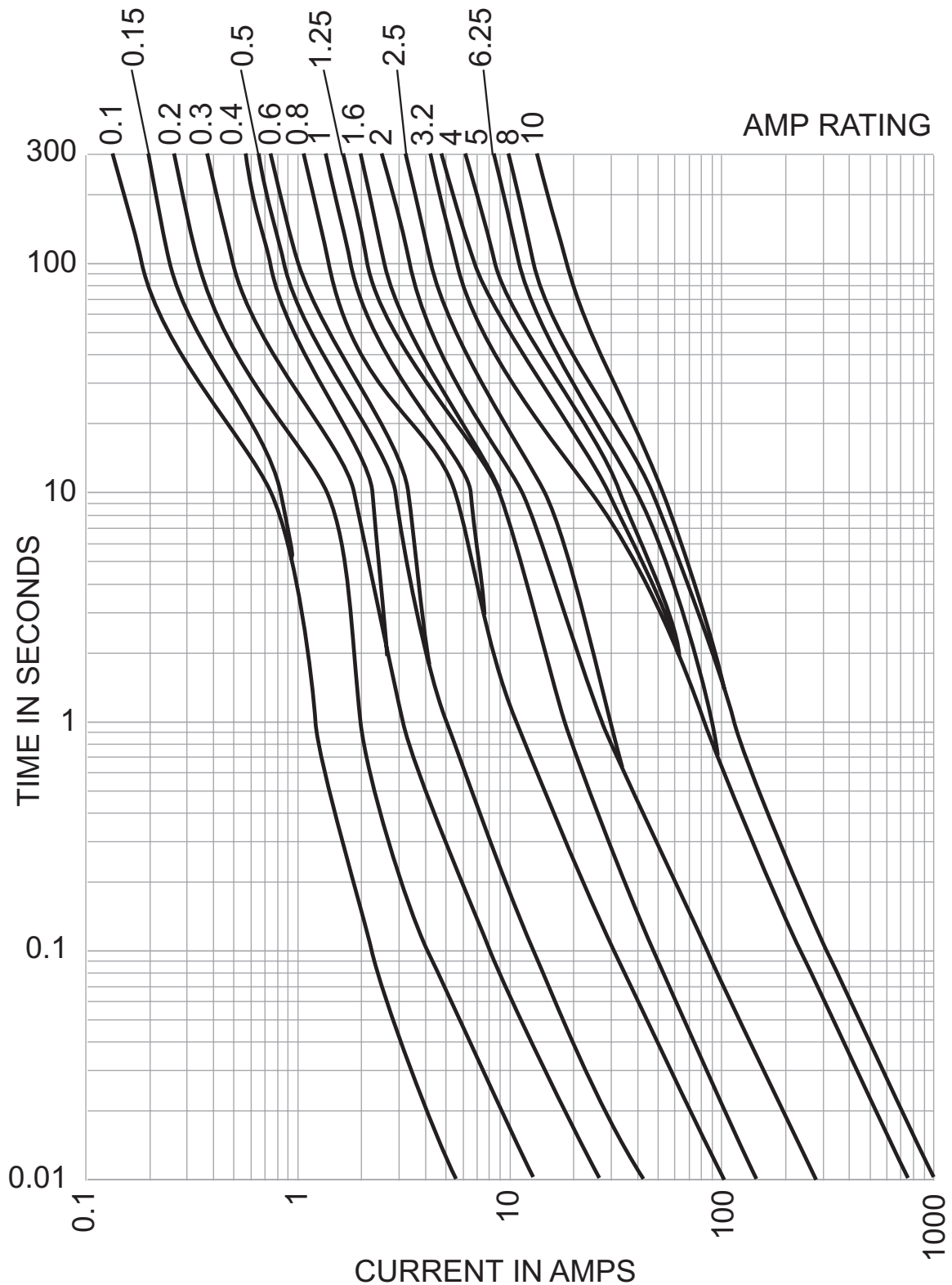
Equipment Fuse Clips	Desired Fuse (Case) Size	Catalog Numbers (Pairs) 600V
60A	30A	NO.663-R
100A	30A	NO.216-R
	60A	NO.616-R
200A	60A	NO.626-R

For additional information on Class R fuse reducers, see Data Sheet 1118.

## LPS-RK — 600Vac/300Vdc, 1/10-60A, Dual Element, Time-Delay Fuses

### Time-Current Characteristic Curves—Average Melt

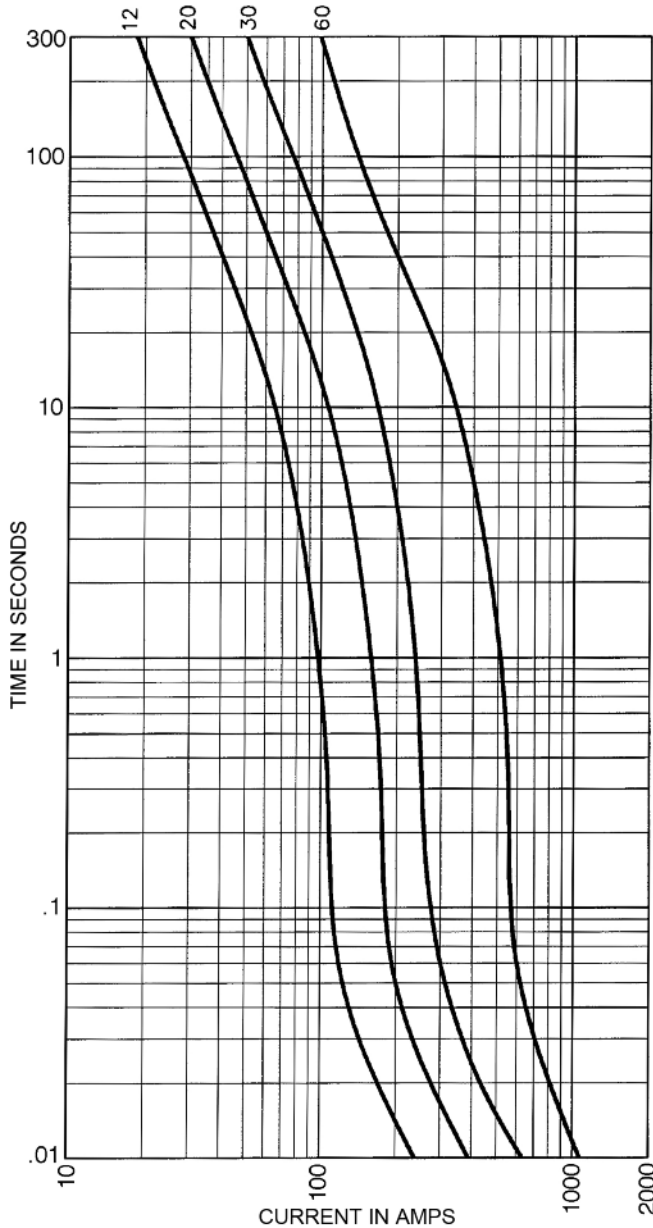
1/10 to 10 Amps



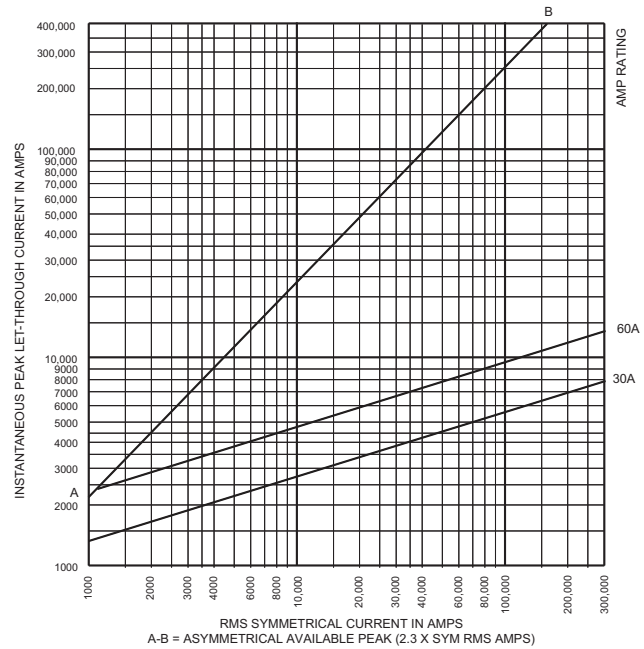
## LPS-RK — 600Vac/300Vdc, 1/10-60A, Dual Element, Time-Delay Fuses

### Time-Current Characteristic Curves—Average Melt

12 to 60 Amps



### Current-Limitation Curves



### Current-Limiting Effects

Prop. S.C.C.	Let-Through Current (Apparent RMS Symmetrical Vs. Fuse Rating)	
	30A	60A
—	30A	60A
1000	1000	1000
2000	1000	1000
3000	1000	1000
5000	1000	2000
10,000	1000	2000
15,000	1000	2000
20,000	2000	3000
25,000	2000	3000
30,000	2000	3000
35,000	2000	3000
40,000	2000	3000
50,000	2000	3000
60,000	2000	4000
70,000	2000	4000
80,000	2000	4000
90,000	2000	4000
100,000	2000	4000
150,000	3000	5000
200,000	3000	5000
250,000	3000	6000
300,000	3000	6000

The only controlled copy of this Data Sheet is the electronic read-only version located on the Bussmann Network Drive. All other copies of this document are by definition uncontrolled. This bulletin is intended to clearly present comprehensive product data and provide technical information that will help the end user with design applications. Bussmann reserves the right, without notice, to change design or construction of any products and to discontinue or limit distribution of any products. Bussmann also reserves the right to change or update, without notice, any technical information contained in this bulletin. Once a product has been selected, it should be tested by the user in all possible applications.