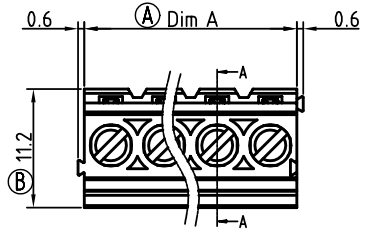


SIGN	DATE	DESCRIPTION	APPROVER
△			
△			

THIS IS CAD DRAWING, DO NOT REVISE MANUALLY!!!



Dimension
 Dim A Nx5.0
 Dim B (N-1)x5.0
 N=Number of contacts

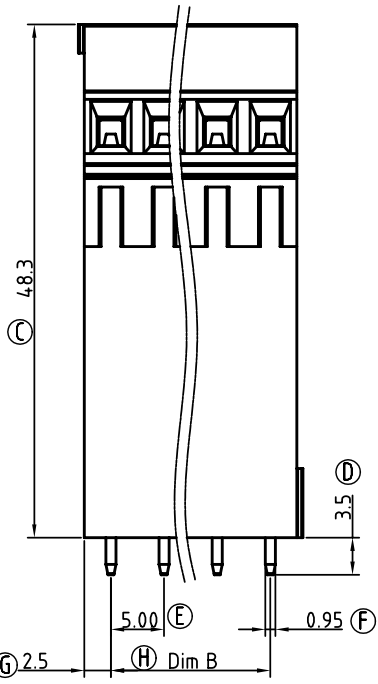
Poles	Dim A	Dim B
2-6p	±0.15	±0.15
7-12p	±0.25	±0.25
13-18p	±0.35	±0.35
19-24p	±0.40	±0.40

Material

- Item① Terminal screw: Steel Zinc plating "-" slot type
- Item② Clamp : Brass , Ni plating
- Item③ Wire guard solder pin : Brass, Tin plated
- Item④ Terminal housing : PA 66 (UL94V-0)

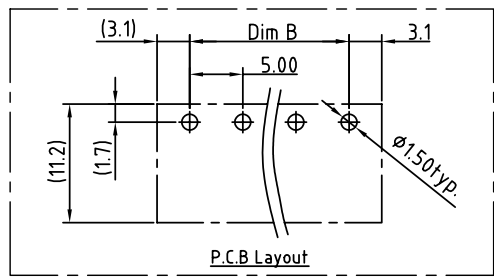
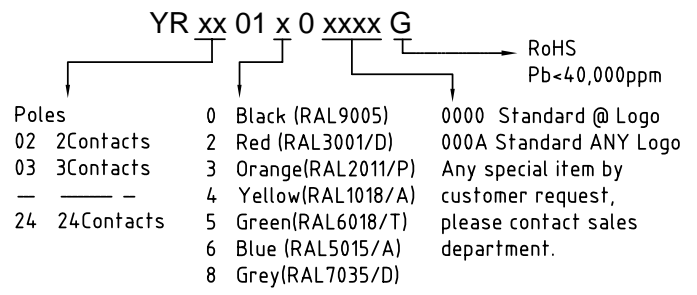
Electrical

- Voltage rating: 300VAC
- Current rating: 10A
- Wire range:
- Solid wire(AWG): 12-24
- Stranded wire(AWG): 12-24
- Torque(Lb-In): 3.5
- Screw: M2.5
- Wire strip length: 6-7mm
- Withstanding Voltage: 1.6KV
- Operating temperature: -40°C to +115°C
- Soldering temperature: 250°C±10°C/5 Sec



SECTION A-A

PART NO.



<h1>ANYTEK</h1>				CUSTOMER COPY			
ALL RIGHTS RESERVED. REPRODUCTION OR ISSUE TO THIRD PARTIES IN ANY FORM WHATSOEVER IS NOT PERMITTED WITHOUT WRITTEN AUTHORITY FROM THE PROPRIETOR. PROPERTY OF ANYTEK TECHNOLOGY CO., LTD							
TITLE	YR 5.0 Series 2P-24P						
PART NO.	YRxx01x0xxxxG			DWG NO.	8YR0001		
APPROVED	CHECKED	DESIGNED	DRAWN	CUST NO.	Tolerance		
		Aaron 2010.05.18	Aaron 2010.05.18		X. ±0.50 X.X ±0.30 X.XX ±0.10 X° ±1°		
					UNIT: mm		
				SHEET: 01/01	SCALE: NONE		
					REV.: B		