

## 2 way 90 degree power splitter 5 - 250 MHz

Rev. V1

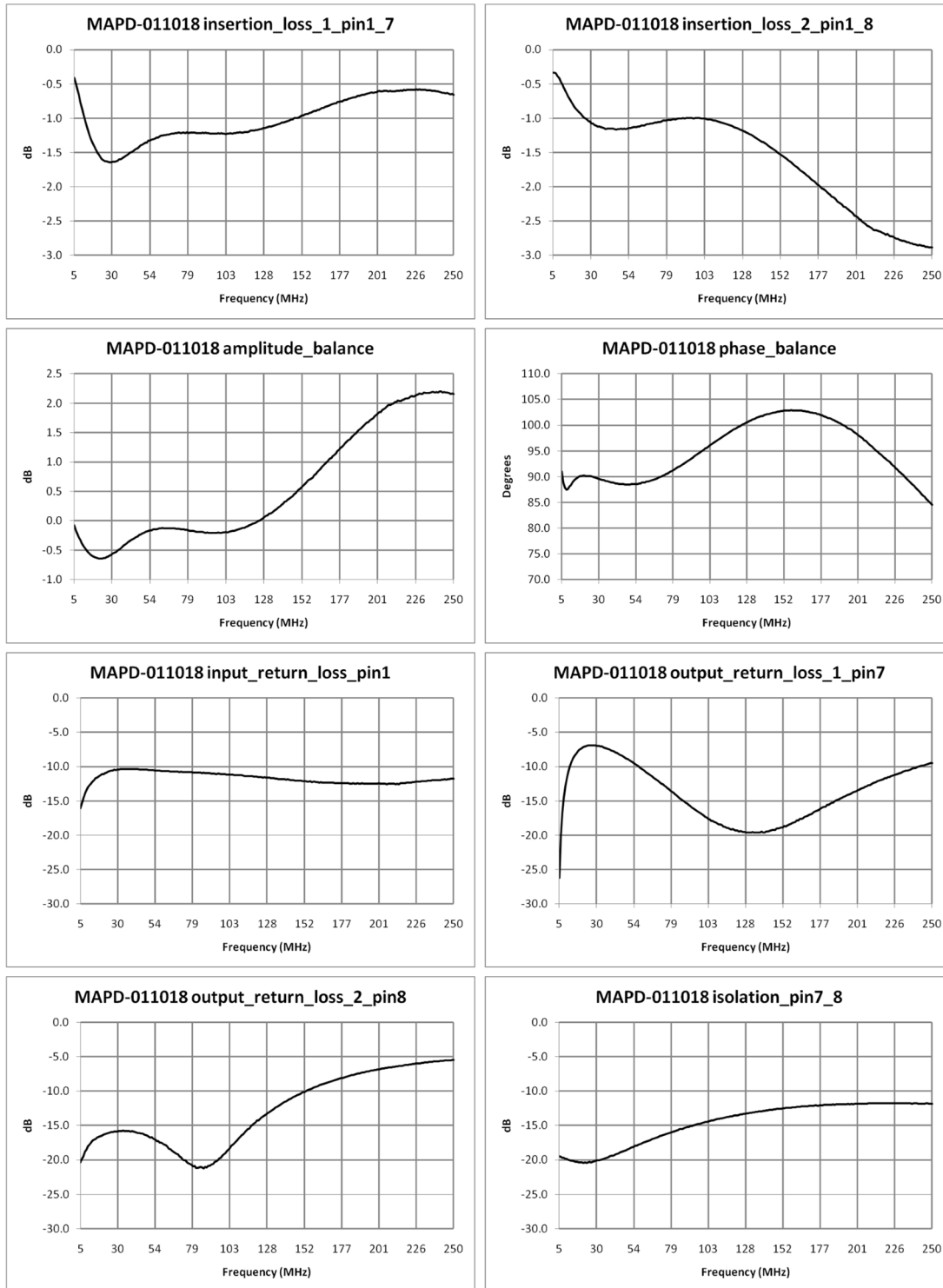
### Features

- 2 way 90 degree
- Surface mount
- Available on tape and reel
- 260°C reflow compatible
- RoHS Compliant, lead-free
- Excellent temperature stability
- Suitable for all CATV, Broadband and FTTx applications.



### Electrical Specifications: $Z_0 = 75\Omega$ , $T_A = 25^\circ\text{C}$ , $P_{in} = 0\text{dBm}$

Parameter	Conditions	Units	Min	Typ	Max
Frequency Range		MHz	5		250
Impedance		$\Omega$		75	
Insertion Loss (Pin1 - Pin7)	5 - 85 MHz	dB	-	1.5	1.9
	85 - 250 MHz	dB	-	1.2	1.9
Insertion Loss (Pin1 - Pin8)	5 - 85 MHz	dB	-	1.16	1.4
	85 - 250 MHz	dB	-	1.02	3.5
Amplitude Balance	5 - 85 MHz	dB	-	0.4	$\pm 0.8$
	85 - 250 MHz	dB	-	0.2	$\pm 2.9$
Phase Balance	5 - 85 MHz	$^\circ$	-	90.0	$\pm 3$
	85 - 100 MHz	$^\circ$	-	94.3	$\pm 9$
	100 - 250MHz	$^\circ$	-	101.8	$\pm 17$
Input Return Loss (Pin1)	5 - 85 MHz	dB	9	10.3	-
	85 - 250 MHz	dB	9	11.1	-
Output Return Loss (Pin7)	5 - 85 MHz	dB	6	7.7	-
	85 - 250 MHz	dB	6	16.9	-
Output Return Loss (Pin8)	5 - 85 MHz	dB	14	16.2	-
	85 - 250 MHz	dB	4	20.5	-
Isolation (Pin7 - Pin8)	5 - 85 MHz	dB	15	19.4	-
	85 - 250 MHz	dB	10	17.9	-

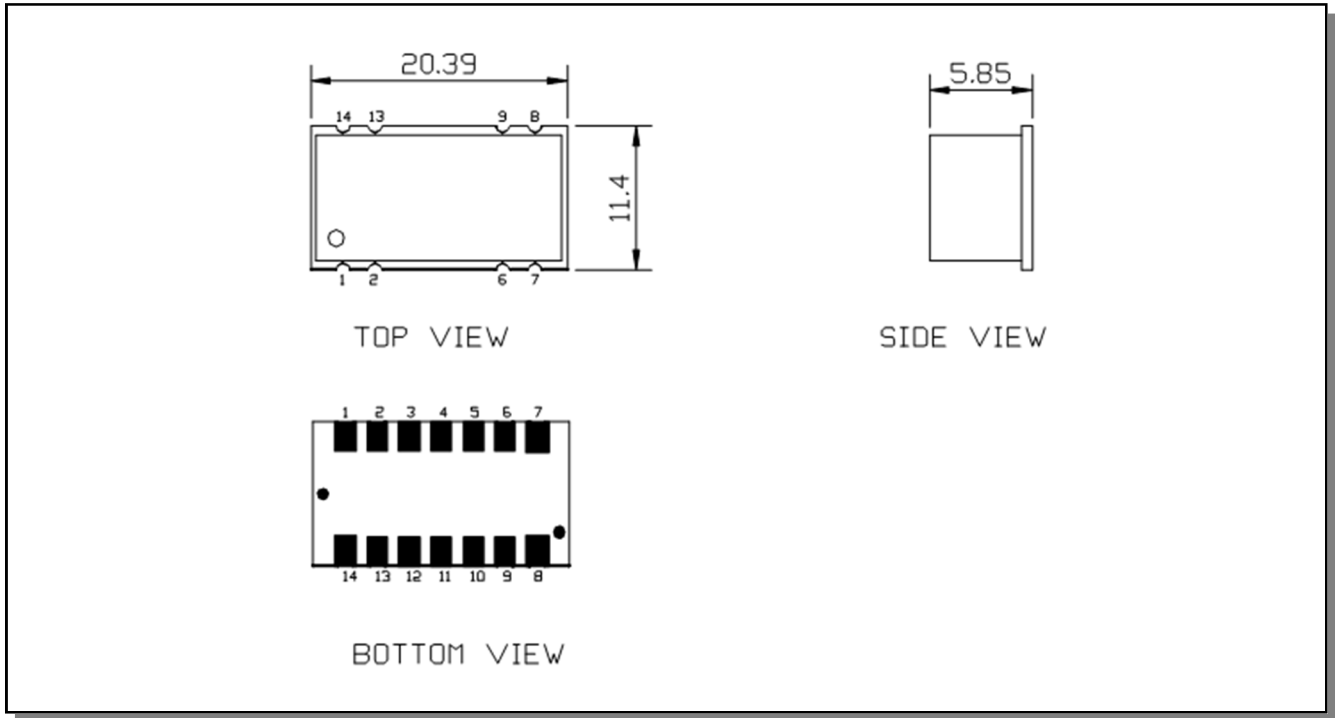


Electrical Specifications:  $Z_0 = 75\Omega$ ,  $T_A = 25^\circ\text{C}$ ,  $P_{in} = 0\text{dBm}$

## 2 way 90 degree power splitter 5 - 250 MHz

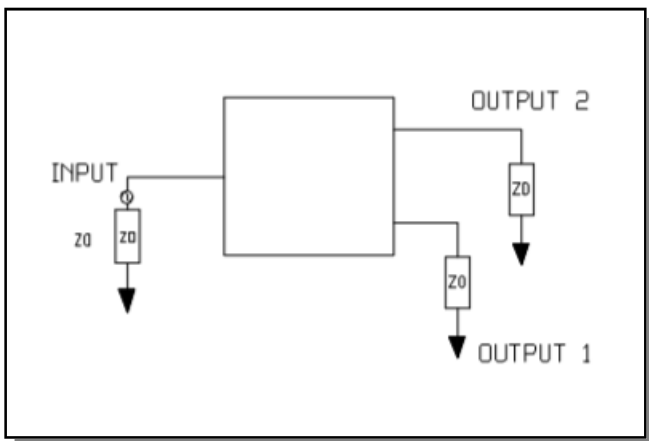
Rev. V1

### Outline Drawing

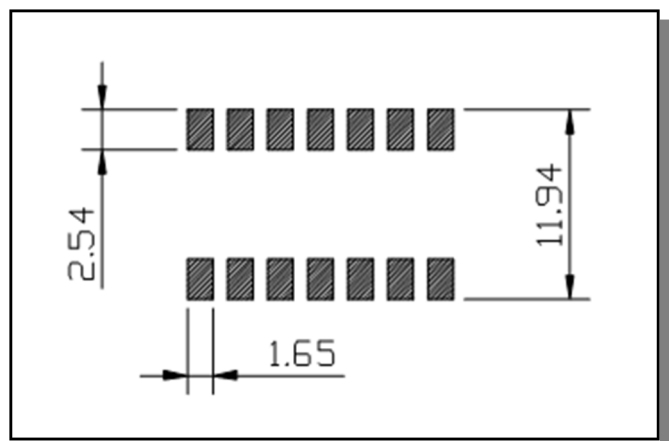


1. Dimensions in mm.
2. Tolerance:  $\pm 0.2\text{mm}$  unless otherwise noted.
3. Model number and lot code are printed on the reel.
4. Plating finish: ENIG

### Recommended



### Recommended Footprint



**2 way 90 degree power splitter**  
**5 - 250 MHz**

Rev. V1

## Tape & Reel Information

Parameter	Units	Value
Qty per reel	-	400
Reel Size	mm	330
Tape Width	mm	44.00
Pitch	mm	20.00
Ao	mm	21.00
Bo	mm	12.00
Ko	mm	6.40
Orientation	-	F30
Reference Application Note ANI-019 for orientation		

## Ordering Information

Part Number	Description
MAPD-011018	Tape & Reel
MAPD-011018-TB	Customer Evaluation Board

## Recommended Maximum Ratings

Parameter	Units	Min	Max
Input Power	mW		250
DC Current	mA		200
Operating Temperature Range	°C	-40	+85

Full temperature plots available on request

## Pin Configuration

Pin No.	Function
1	Input
7	Output 1
8	Output 2
2,3,4,5,6	Ground
9,10,11,12,13,14	Ground

## Schematic

