

REVISIONS			DATE	BY	APP'D
LCR	JUST	DESCRIPTION			
A		FIRST VERSION	17/02/04	GF	SM
B		ADD NEW PART No.	27/04/05	GF	SM

NOTES :

△ MATERIALS AND FINISH:

- HOUSING: PA66
- CONTACTS: COPPER ALLOY, FINISH: TIN OVER NICKEL UNDERPLATE

2. MUST COMPLY WITH DIRECTIVE 2002/95/EC (ROHS)

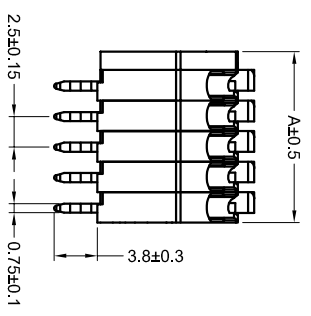
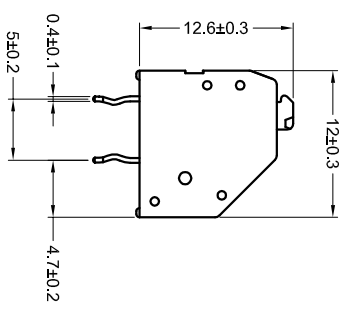
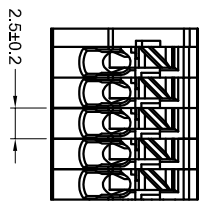
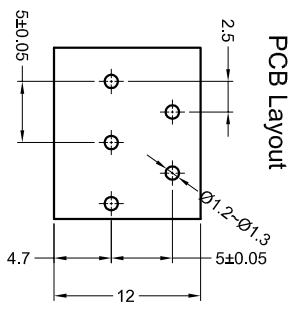
3. WIRE TYPES AND SIZES ACCEPTED

- WIRE RANGE: 20AWG~26AWG(SOLID&STRANDED)
- STRIP LENGTH: 7.5mm~8.5mm

4. PACKAGED IN TRAY.

5. CURRENT RATING: 5Amp AC300V.

6. OPERATION TEMPERATURE: -40°C TO +105°C



COLOR CODE:

- 1=GREEN
- 2=BLUE
- 3=BROWN
- 4=ORANGE
- 5=GREY
- 6=RED
- 7=YELLOW
- 8=PURPLE
- 9=WHITE
- 0=BLACK

SERIES CODE

- 2=2 POSN
- 3=3 POSN
- 4=4 POSN
- 5=5 POSN
- 6=6 POSN
- 7=7 POSN
- 8=8 POSN

PIN No:

NO. OF POSITIONS	NO. OF POSITIONS
21.50	8 POSN
19.00	7 POSN
16.50	6 POSN
14.00	5 POSN
11.50	4 POSN
9.00	3 POSN
6.50	2 POSN
A	NO. OF POSITIONS

REMARK: THE DIFFERENT COLORS COULD BE COMBINED TO THE NEW CONNECTOR P/Ns FOR CUSTOMER REQUEST.

THIS DRAWING IS A CONTROLLED DOCUMENT.

DESIGNER	PHANZOUIS
CHK'D BY	PHANZOUIS
APPROVED BY	PHANZOUIS
DATE	11-4-13/084
VERSION	1
CUSTOMER DRAWING	



TE Connectivity

2.50mm Pitch Modular Screwless Conn.

SIZE 1 CODE CODE DRAWING NO
 A2 00779 -2834021

SCALE 1:1 SHEET 1 OF 1 REV B