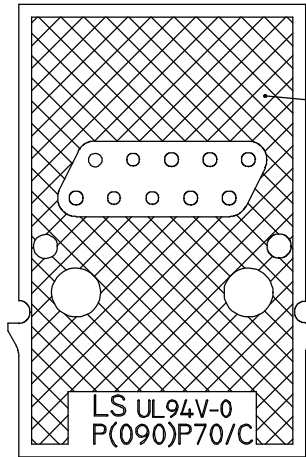
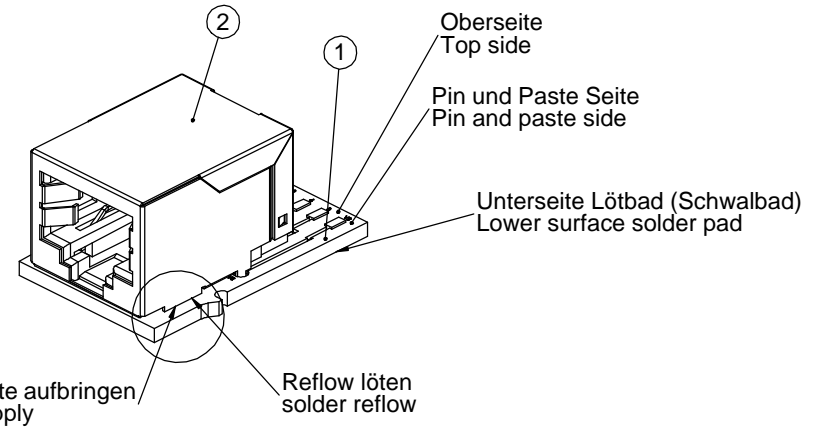


THE INFORMATION CONTAINED IN THIS DRAWING IS THE SOLE PROPERTY OF YAMAICHI ELECTRONICS DEUTSCHLAND GmbH. ANY REPRODUCTION IN PART OR WHOLE WITHOUT THE WRITTEN PERMISSION OF YAMAICHI ELECTRONICS DEUTSCHLAND GmbH IS PROHIBITED.

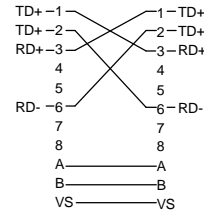


Unterseite Abschirmfläche  
EMV (Kupferfläche + Lötstopplack) nach Absprache  
Lower surface, shielding surface  
EMV (copper surface + solder resist) as agreed



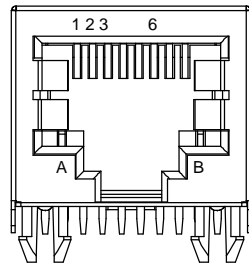
Note :

Standard Ethernet wiring



Die Kontaktverbindung ist nur schematisch zur Erklärung.  
The contact connection is only for explanation  
VS: Verbindung Schirm auf Lötbad  
VS: Connection shielding on soldering pad

| ITEM NO. | QUANTITY | DESCRIPTION   | MATERIAL |
|----------|----------|---------------|----------|
| 1        | 1        | P(090)P70 PCB | FR 4     |
| 2        | 1        | Y-Con Jack 21 |          |



|  |                      |                      |                                     |  |
|--|----------------------|----------------------|-------------------------------------|--|
| UNLESS OTHERWISE SPECIFIED:<br>DIMENSIONS ARE IN MILLIMETERS<br>TOLERANCES: ±0.2 | REV.                 | REVISION DESCRIPTION | INITIALS                            | REV. DATE                              |
|  | 5                    |                      |                                     |  |
|  | 4                    |                      |                                     |  |
|  | 3                    |                      |                                     |  |
|  | 2                    |                      |                                     |  |
|  | 1                    |                      |                                     |  |
| NOTES:<br>RJ45<br>Cat5   | DO NOT SCALE DRAWING |                      | CLASSIFICATION:<br>Customer-drawing |  |
|  | DESIGN               | NAME                 | DATE                                | TITLE: Y-Con Jack 23<br>PCB-Solder Pad |
|  | DRAWN                |                      |                                     | DWG NO.:<br>Customer-P(090)A70         |
|  | CHECKED              |                      |                                     | REV. ORIGIN<br>C -                     |
| ANGLE PROJECTION:  | First                | Q.A.                 |                                     |  |
| APPROVED   |                      |                      |                                     | SHEET 1 OF 1<br>A3 - ASSEMBLY          |

