



■ Features :

- Constant current design
- 180~305VAC input only
- High efficiency up to 90%
- Protections: Short circuit / Over voltage / Over temperature
- Cooling by free air convection
- Fully encapsulated with IP67 level (Note.6)
- Fully isolated plastic case
- Class II power unit, no FG
- Suitable for LED related fixture or appliance (such as LED Decoration or Advertisement devices)(Note.7)
- 100% full load burn-in test
- Low cost, high reliability
- 2 years warranty (Note.4)

IS 15885(Part 2/Sec13)

R-41027766

(for 700mA,1050mA,1400mA,2800mA only)

IP67



SPECIFICATION


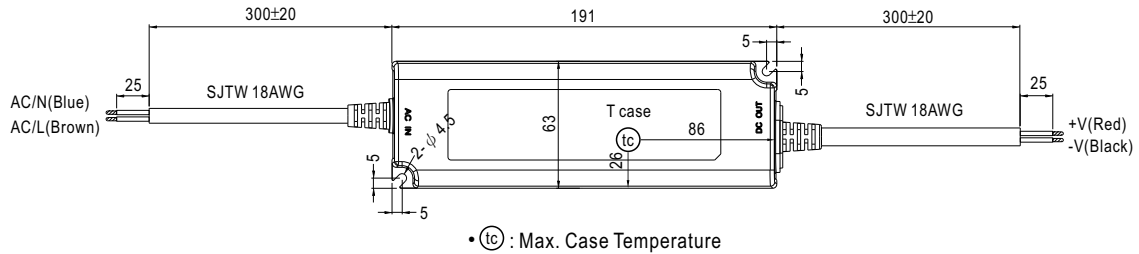
MODEL	LPC-150-350	LPC-150-500	LPC-150-700	LPC-150-1050	LPC-150-1400	LPC-150-1750	LPC-150-2100	LPC-150-2450	LPC-150-2800	LPC-150-3150		
OUTPUT	RATED CURRENT	350mA	500mA	700mA	1050mA	1400mA	1750mA	2100mA	2450mA	2800mA	3150mA	
	CURRENT ACCURACY	±5.0%										
	CONSTANT CURRENT REGION Note.5	215 ~ 430V	150 ~ 300V	107V ~ 215V	72V ~ 144V	54V ~ 108V	43V ~ 86V	36V ~ 72V	31V ~ 62V	27V ~ 54V	24V ~ 48V	
	RATED POWER	150.5W	150W	150.5W	151.2W	151.2W	150.5W	151.2W	151.9W	151.2W	151.2W	
	RIPPLE CURRENT	±5%										
	RIPPLE & NOISE	2Vp-p	1.5Vp-p	1Vp-p	1Vp-p	1Vp-p	1Vp-p	1Vp-p	1Vp-p	1Vp-p	1Vp-p	
	VOLTAGE TOLERANCE	±2.0%										
	LINE REGULATION	±1%										
	SETUP, RISE TIME	1000ms, 80ms / 230VAC at full load										
HOLD UP TIME (Typ.)	16ms/230VAC at full load											
INPUT	VOLTAGE RANGE Note.2	180 ~ 305VAC		254VDC ~ 431VDC								
	FREQUENCY RANGE	47 ~ 63Hz										
	EFFICIENCY (Typ.)	90%										
	AC CURRENT (Typ.)	1.7 A / 230VAC		1.5A / 277VAC								
	INRUSH CURRENT (Typ.)	COLD START 40A(twidth=750µs measured at 50% Ipeak) at 230VAC										
	MAX. No. of PSUs on 16A CIRCUIT BREAKER	3 units (circuit breaker of type B) / 6 units (circuit breaker of type C) at 230VAC										
LEAKAGE CURRENT	<0.25mA / 277VAC											
PROTECTION	SHORT CIRCUIT	Hiccup mode, recovers automatically after fault condition is removed										
	OVER VOLTAGE	440 ~ 470V	330 ~ 365V	235 ~ 265V	158 ~ 188V	115 ~ 135V	96 ~ 115V	80 ~ 97V	69 ~ 80V	63 ~ 75V	55 ~ 65V	
	OVER TEMPERATURE	Shut down o/p voltage, recovers automatically after temperature goes down										
ENVIRONMENT	WORKING TEMP.	-25 ~ +50°C (Refer to "Derating Curve")										
	WORKING HUMIDITY	10 ~ 95% RH non-condensing										
	STORAGE TEMP., HUMIDITY	-40 ~ +70°C, 10 ~ 95% RH										
	TEMP. COEFFICIENT	±0.03%/°C (0 ~ 50°C)										
SAFETY & EMC	VIBRATION	10 ~ 500Hz, 2G 10min./1cycle, period for 60min. each along X, Y, Z axes										
	SAFETY STANDARDS	BIS IS15885(for 700mA,1050mA,1400mA,2800mA only), EAC TP TC 004, IP67;IEC/EN 62368-1 approved;										
	WITHSTAND VOLTAGE	I/P-O/P:3KVAC										
	ISOLATION RESISTANCE	I/P-O/P:100M Ohms / 500VDC / 25°C / 70% RH										
	EMC EMISSION	Compliance to EN55032(CISPR32) Class B; EN61000-3-2 Class A(≤80% load); EN61000-3-3, EAC TP TC 020										
OTHERS	EMC IMMUNITY	Compliance to EN61000-4-2,3,4,5,6,8,11, EN55024, light industry level , criteria A, EAC TP TC 020										
	MTBF	479K hrs min. MIL-HDBK-217F (25°C)										
	DIMENSION	191*63*37.5mm (L*W*H)										
	PACKING	0.74Kg; 20pcs/15.8Kg/0.95CUFT										

NOTE

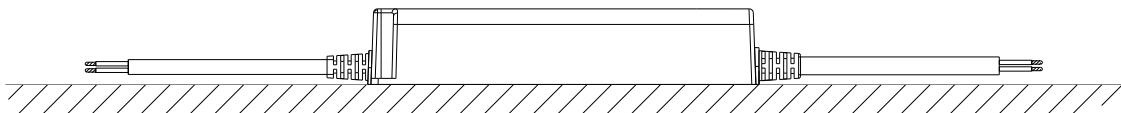
1. All parameters NOT specially mentioned are measured at 230VAC input, rated load and 25°C of ambient temperature.
2. Derating may be needed under low input voltages. Please check the static characteristics for more details.
3. The power supply is considered as a component that will be operated in combination with final equipment. Since EMC performance will be affected by the complete installation, the final equipment manufacturers must re-qualify EMC Directive on the complete installation again.
4. Refer to warranty statement.
5. Constant current operation region is within 50% ~100% rated output voltage. This is the suitable operation region for LED related applications, but please reconfirm special electrical requirements for some specific system design.
6. Suitable for indoor use or outdoor use without direct sunlight exposure, please avoid immerse in the water over 30minutes.
7. The ambient temperature derating of 3.5°C/1000m with fanless models and of 5°C/1000m with fan models for operating altitude higher than 2000m(6500ft).
8. For any application note and IP water proof function installation caution, please refer our user manual before using.
https://www.meanwell.com/Upload/PDF/LED_EN.pdf
9. This product is not intended for LED applications in the EU.(In the EU NPF/LPF/XLG series are recommended.)
10. To fulfill requirements of latest ErP regulation for lighting luminaires, this LED Driver can only be used behind a switch without permanently connected to mains.

■ Mechanical Specification

Case No. LPC-150 Unit:mm

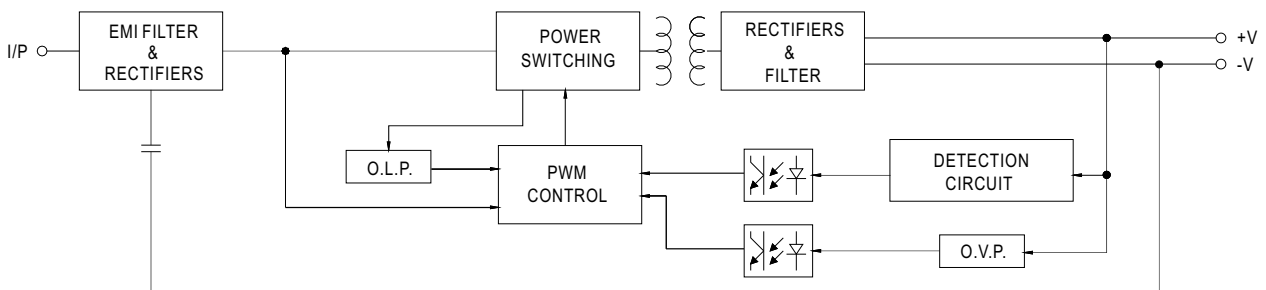


■ Recommend Mounting Direction

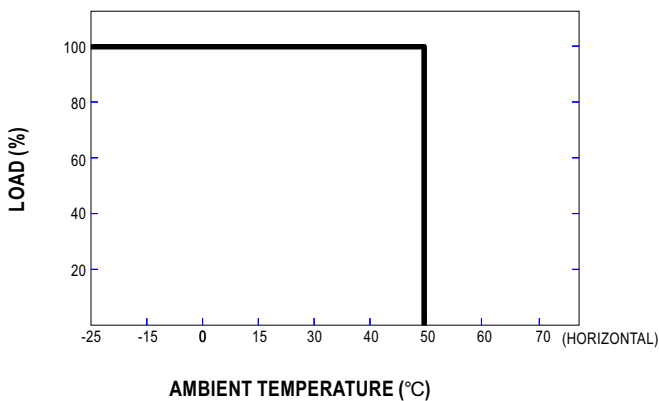


■ Block Diagram

PWM fosc : 67KHz



■ Derating Curve



■ Static Characteristics

