

### Heatsink Models

Order code	For converter series:
THL-HS1	THL10WI, THL20WI
THN-HS1	THN15, THN15WI, THN20, THN20WI
TEN-HS1	TEN15, TEN20WIN, TEN20WIR, TEN30, TEN30WIN, TEN40WIR
TEN-HS2	TEN20WI, TEN30WI
TEN-HS3	TEN40, TEN40WI, TEN60
TEN-HS4	TEL15, TEN15WI, TEN20, TEN40N, TEN40WIN, TEN50
TEN-HS5	TEN25, TEN25WI
TEP-HS1	TEP75WI, TEP100, TEP160, TEP160WIR

### THL-HS1

**Order code:** THL-HS1

(cont.: heat-sink, thermal pad, 2 clamps)

**Material:** Aluminum

**Finish:** Anodic treatment (black)

**Weight:** 4 g (0.14oz) without converter

Thermal impedance after assembling: 15.8 K/W



Dimensions in mm, ( ) = Inch

### THN-HS1

**Order code:** THN-HS1

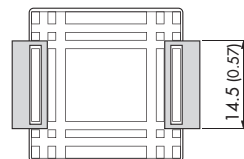
(cont.: heat-sink, thermal pad, 2 clamps)

**Material:** Aluminum

**Finish:** Anodic treatment (black)

**Weight:** 8 g (0.28 oz) without converter

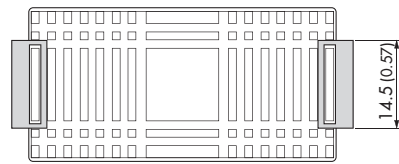
Thermal impedance after assembling: 15.8 K/W



Dimensions in mm, ( ) = Inch

**TEN-HS1**

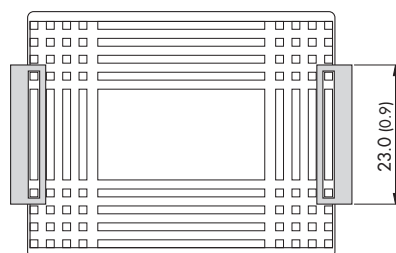
**Order code:** TEN-HS1  
(cont.: heat-sink, thermal pad, 2 clamps)  
**Material:** Aluminum  
**Finish:** Anodic treatment (black)  
**Weight:** 17 g (0.60oz) without converter  
Thermal impedance after assembling: 10 K/W



Dimensions in mm, ( ) = Inch

**TEN-HS2**

**Order code:** TEN-HS2  
(cont.: heat-sink, thermal pad, 2 clamps)  
**Material:** Aluminum  
**Finish:** Anodic treatment (black)  
**Weight:** 19 g (0.67oz) (without converter)



Dimensions in mm, ( ) = Inch

**TEN-HS3**

**Order code:** TEN-HS3  
(cont.: heat-sink, thermal pad, 2 clamps)  
**Material:** Aluminum  
**Finish:** Anodic treatment (black)  
**Weight:** 22g (0.78oz) (without converter)  
Thermal impedance after assembling: 7.6 K/W



Dimensions in mm, ( ) = Inch

**TEN-HS4**

**Order code:** TEN-HS4  
(cont.: heat-sink, thermal pad, 2 clamps)  
**Material:** Aluminum  
**Finish:** Anodic treatment (black)  
**Weight:** 17 g (0.60oz) without converter  
Thermal impedance after assembling: 10 K/W



Dimensions in mm, ( ) = Inch

**TEN-HS5**

**Order code:** TEN-HS5  
(cont.: heat-sink, thermal pad, 2 clamps)  
**Material:** Aluminum  
**Finish:** Anodic treatment (black)  
**Weight:** 19 g (0.67oz) (without converter)



Dimensions in mm, ( ) = Inch

**TEP-HS1**

**Order code:** TEP-HS1  
Includes heatsink with thermal pad and mounting screws  
**Weight:** 135 g (4.76 oz) (Heatsink + converter)



Dimensions in Inch, ( ) = mm

## General Information

**Note:**

For volume orders converters will be supplied with heat-sinks preassembled and a TRACOPOWER side label attached to the converter. Please contact factory for quotation. Separate heat-sinks are only available for prototypes and small quantity orders.

**Assembly instructions for TEN and THN heatsinks**

Example: TEN30-2412W1 with heatsink TEN-HS2

The product label on converter has to be removed before mounting the heat-sink.

1. Lay out the assembly and check it for any missing components or for any damage.
2. From the converter, remove the product label, including any remaining glue (best with benzine) and, if required, apply a hand-written part number / lot number marking on the side wall of the converter
3. Remove the protective foil from the adhesive thermal pad on the heat sink
4. Apply the heatsink to the converter and secure it by the two spring fixation clips included with the heat sink assembly



Specifications can be changed any time without notice.