

OFMS SERIES

LARGE CHANNEL COUNT 1xN SWITCH SUBSYSTEM

OFMS 1xN Subsystem Series

Product Description

The OFMS series 1x32 & 1x64 optical fiber switch are free space micro optic based Opto-mechanical switch. The switches are designed for use in optical channel monitoring, Remote Fiber Testing Systems (RFTSs), and network switching for fault protection applications.

Oplink provides customized design to meet special control and applications. Also, Oplink offers modular assemblies that integrate other components to form a full function module or subsystem.

Performance Specification

Parameters	Value	Unit
Wavelength Range	1260 ~ 1660	nm
Insertion Loss ^[1]	≤ 1.1	dB
Polarization Dependent Loss	≤ 0.1	dB
Return Loss (with connector)	≥ 40	dB
Channel Cross Talk	≥ 80	dB
Repeatability	≤ ± 0.1	dB
Optical switching time ^[2]	135 + 15 x m-n (from port n to m)	ms
Lifetime	≥ 120 million	cycles
Optical Power Handling	≤ 500	mW
Operating Temperature	- 5 ~ 55	°C
Storage Temperature	- 40 ~ 85	°C

Electrical Specification

Powering Requirements

Parameters	Min	Typ	Max	Unit
Power consumption	8	12	15	W
DC Power Voltage	-38	-48	-72	V
AC Power Voltage	100		240	V
DC Electric current	0.17	0.25	0.32	A
AC Electric current		0.5		A
AC Power frequency	50		60	HZ

User Interface

Parameters	Description
Electrical Power Adapter	-48V DC
Recessed reset push bottom	Reboot system
Run/ ALM LED light	Run : Green. ALM : Red
Power A LED light ^[3]	No power input : dark Input Power within(-38 ~ -72): Green Input Power without(-38 ~ -72): Yellow
Power B LED light ^[3]	No power input : dark Input Power within(-38 ~ -72): Green Input Power without(-38 ~ -72): Yellow
CON(RJ45) For Console	Local monitoring, firmware update
ETH(RJ45)	10/100M Ethernet interface



Features

- ◆ Wide operating wavelength range
- ◆ Low insertion loss
- ◆ Low PDL
- ◆ Fast switch speed
- ◆ Highly stable & reliable

Applications

- ◆ Optical network monitoring and switching
- ◆ Remote Fiber Testing Systems
- ◆ Instrumentation

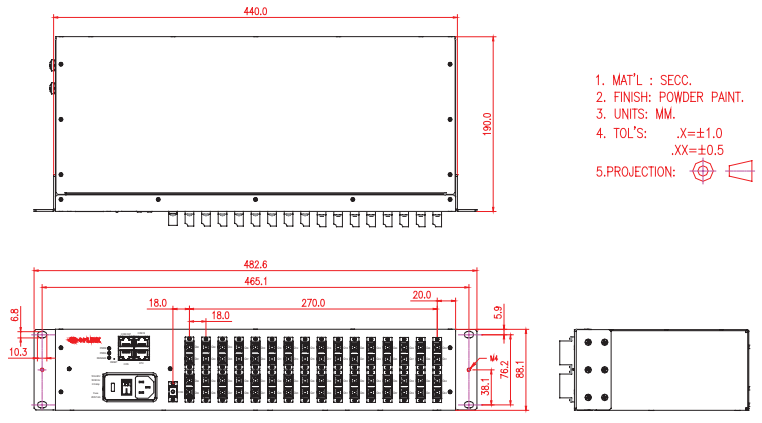
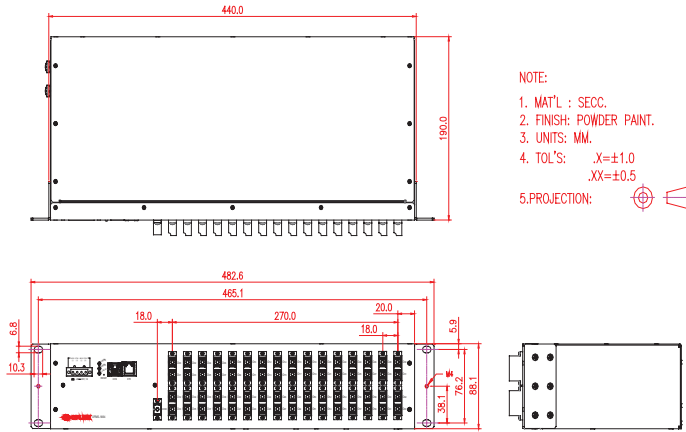
[1] @23 °C, including a pair of connector mating loss
[2] from electrical trigger to 90% stable optical output
[3] Just for DC Power

OFMS 1xN SUBSYSTEM SERIES

Mechanical Drawing (example w/ SC connector)

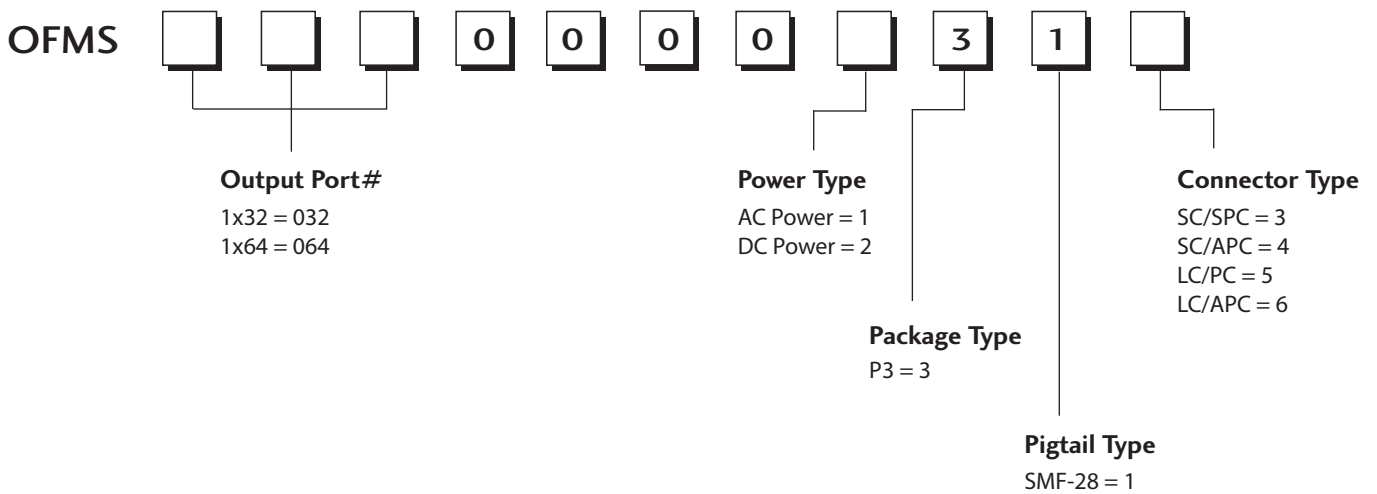
DC Power type

AC Power type



Ordering Information

Oplink can provide a remarkable range of customized optical solutions. For detail, please contact Oplink's OEM design team or account manager for your requirements and ordering information (510) 933-7200.



Mouser Electronics

Authorized Distributor

Click to View Pricing, Inventory, Delivery & Lifecycle Information:

Molex:

[OFMS06400002315](#)