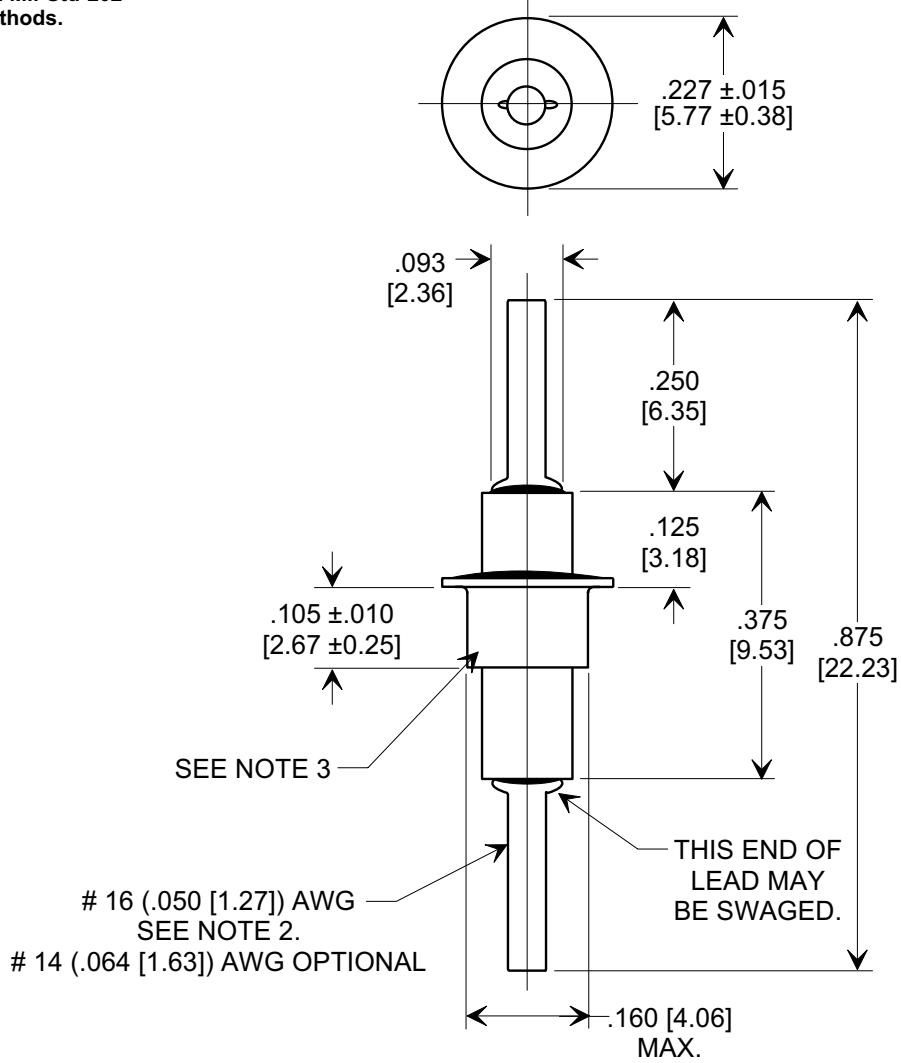
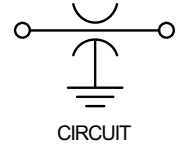
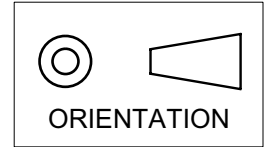


MARKETING SALES DRAWING

DIMENSIONS IN INCHES - DO NOT SCALE THIS DRAWING
DIMENSIONS IN METRIC - []

Electrical Testing
 per Tusonix standard
 test plans and Mil-Std-202
 Test Methods.



SEE NOTE 3

16 (.050 [1.27]) AWG
 SEE NOTE 2.
 # 14 (.064 [1.63]) AWG OPTIONAL

THIS END OF
 LEAD MAY
 BE SWAGED.

NOTES:

1. TUSONIX STANDARD PART NUMBER: 2404-000-X5U0-102P.
 TUSONIX RoHS COMPLIANT PART NUMBER:
 2404-000-X5U0-102P LF.
 CUSTOMER MUST SPECIFY STANDARD OR RoHS PART
 NUMBER WHEN ORDERING.
2. LEAD FINISH: STANDARD PART #: 60/40 SOLDER PLATED.
 RoHS PART #: SILVER PLATED.
3. EYELET FINISH: STANDARD PART #: 60/40 SOLDER PLATED.
 RoHS PART #: SILVER PLATED.
4. STANDARD VARIATIONS HAVE BOTTOM SWAGE.
 LF VARIATIONS HAVE NO BOTTOM SWAGE.
5. PART MARKING: STANDARD PART: NO MARKING.
 RoHS PART: GREEN DOT IDENTIFIER.

SPECIFICATIONS

Capacitance:	1000 pF
Cap. Tolerance:	+100, -0%
Temp. Coef.:	X5U
Operating Temp.:	-55°C TO +85°C
Voltage Rating:	500 VDC

REVISION RECORD Original Release C.O. 20000113-2-01 ADDED NOTES: S.M. 08-24-05 20050808-1-02	0
	1

--TOLERANCES-- Unless Otherwise Specified
DECIMAL ± .015 [0.38]
ANGLES ±
TUSONIX TUCSON, ARIZONA

Title FEED - THRU CAPACITOR	
Drawn S.M. 01-14-00	Scale 4 X
Approved H.R. 01-14-00	
A	2404-000-X5U0-102P