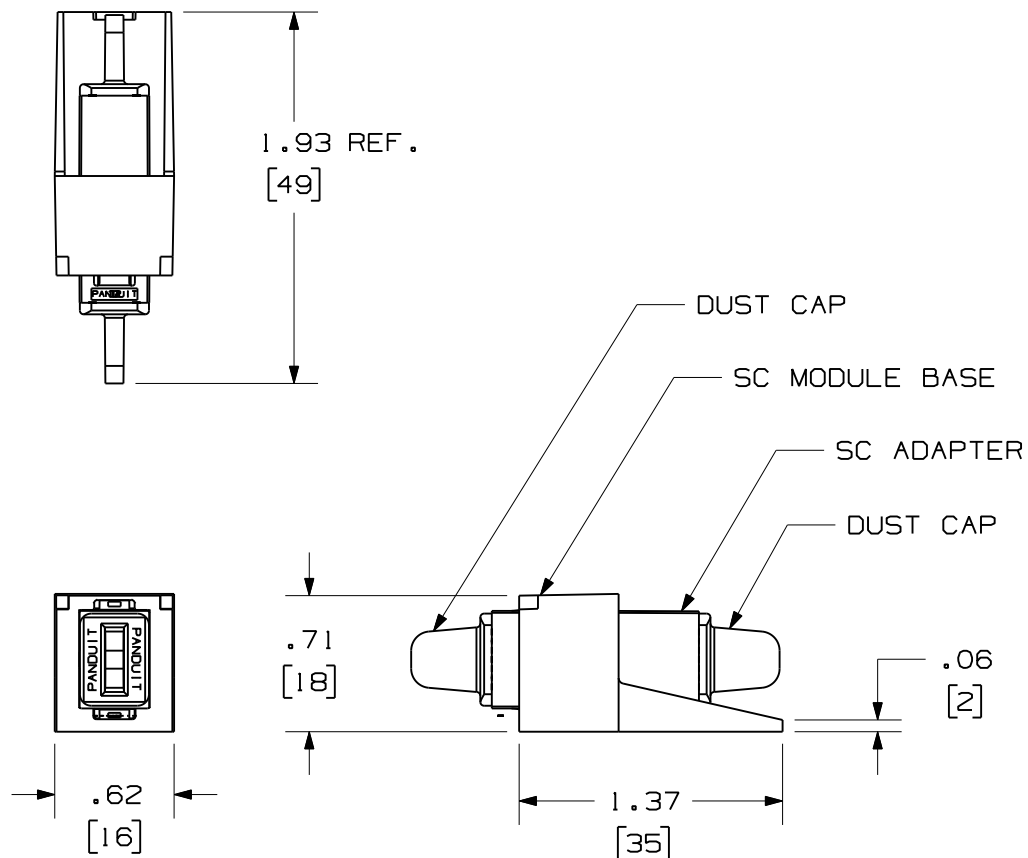


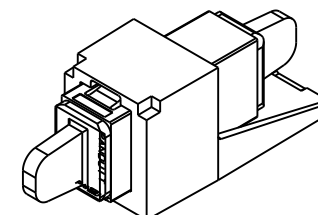
THIS COPY IS PROVIDED ON A RESTRICTED BASIS AND IS NOT TO BE USED IN ANY WAY DETRIMENTAL TO THE INTERESTS OF PANDUIT CORP.



PANDUIT P/N	WEIGHT	SPLIT SLEEVE TYPE
CMSAQSC**	1.2 lbs/100 pcs (540.0 g/100 pcs)	PHOS BRONZE
CMSBUSC**		
CMSEISC**		
CMSAGSCZ**	1.2 lbs/100 pcs (540.0 g/100 pcs)	ZIRCONIA
CMSAQSCZ**		
CMSBUSCZ**		
CMSEISCZ**		

NOTES:

- SEE CURRENT CATALOG FOR PART NUMBER SUFFIXES TO INDICATE COLOR OF MODULE BASE, AND/OR PACKAGE QUANTITIES.
- SEE CATALOG FOR COMPLETE LIST OF PARTS APPLICABLE FOR USE WITH THIS PART.
- MATERIALS:
 - MODULE BASE: PLASTIC
 - ADAPTER HOUSING: PLASTIC
 - SPLIT SLEEVE: ZIRCONIA/PHOS BRONZE
 - INNER LATCH: POLYETHERIMIDE
 - DUST CAP: ELASTOMER
- COMPLIANT WITH TIA/EIA-604-3 (FOCIS-3) AND TIA/EIA-568B.3
- DIMENSIONS IN BRACKETS ARE METRIC [mm]

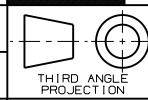


REV	DATE	BY	CHK	DESCRIPTION	ECN	R	CUST	SUP	OTH
4	02-04-08	MC		RELEASED TO PRODUCTION	01106-06				

MINI-COM SIMPLEX SC ADAPTER MODULE
CUSTOMER DRAWING



PANDUIT™
CORP.
TINLEY PARK, ILL 60477



ALL DIMENSIONS ARE GIVEN IN INCHES UNLESS OTHERWISE SPECIFIED.
DIMENSIONAL TOLERANCES ARE:
(.X) (.XXX) ± .010 (0.3)
(.XX) ± .03 (0.8) ANGLES

DRAWING FILENAME
MO1106BD_DC_00E.prt
SCALE
NONE

DRAWN BY
MC
DATE
06-19-01
CHK'D
PJ1

REVIEW DRAWING NUMBERS

PART NO.
SEE TABLE
DRAWING NO.
01106-06
SIZE
A