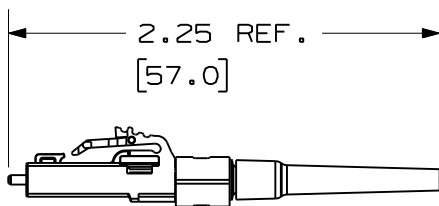


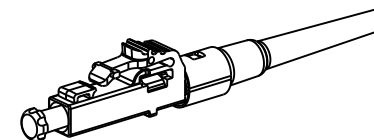
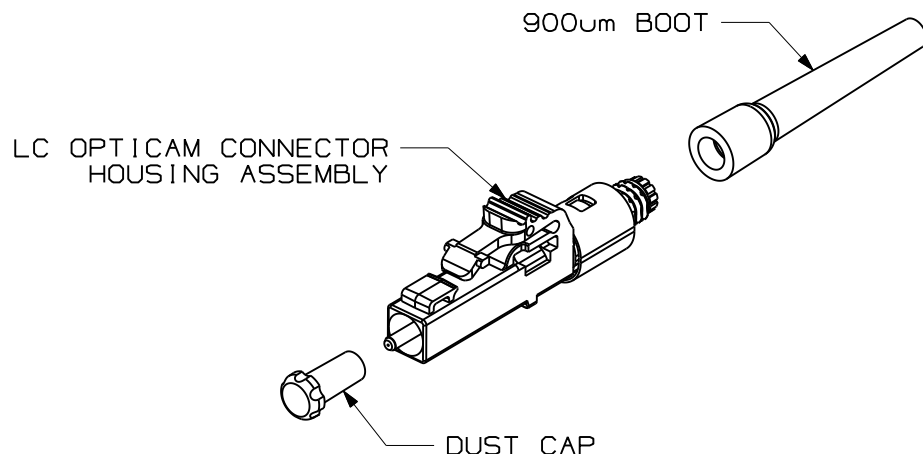
THIS COPY IS PROVIDED ON A RESTRICTED BASIS AND IS NOT TO BE USED IN ANY WAY DETRIMENTAL TO THE INTERESTS OF PANDUIT CORP.



PANDUIT PART NUMBER	FIBER TYPE
FLCSMC5BLY	50/125um MULTIMODE
FLCSMC6BLY	62.5/125um MULTIMODE
FLCSMC6E1Y	62.5/125um MULTIMODE
FLCSMCXAQY	50/125um OM3 MULTIMODE
FLCSSCBUY	9/125um SINGLEMODE

NOTES:

- SEE CATALOG FOR ADDITIONAL PART NUMBER SUFFIXES TO INDICATE COLOR AND/OR PACKAGE QUANTITY.
- ACCEPTS 50/125um, 62.5/125um, 50/125 OM3 MULTIMODE OR 9/125um SINGLEMODE 900um BUFFERED GLASS OPTICAL FIBER.
- FULLY COMPLIES WITH THE FIBER OPTIC CONNECTOR PERFORMANCE REQUIREMENTS AS SPECIFIED BY TIA/EIA-568-B.3.
- MATERIAL:
 BODY/HARDWARE: PLASTIC
 BOOT: THERMOPLASTIC RUBBER
 FERRULE: ZIRCONIA CERAMIC
- DIMENSIONS IN BRACKETS ARE METRIC [mm].
- ALL MATERIALS AND COMPONENTS USED MUST MEET THE MATERIAL RESTRICTIONS OF RoHS, (EUROPEAN DIRECTIVE 2002/95/EC ON THE RESTRICTION OF HAZARDOUS SUBSTANCES) AS PROPOSED BY THE RoHS TECHNICAL ADAPTATION COMMITTEE.

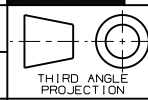


REV	DATE	BY	CHK	DESCRIPTION	ECN	R	CUST	SUP	OTH
2	09-01-11	MC	MTV	RELEASED TO PRODUCTION	01801-31	MTV	RWB		

OPTICAM SIMPLEX LC CONNECTOR
 WITH 900um BOOT
 CUSTOMER DRAWING



PANDUIT™
 CORP.
 TINLEY PARK, ILL 60477



ALL DIMENSIONS ARE GIVEN IN INCHES UNLESS OTHERWISE SPECIFIED.
 DIMENSIONAL TOLERANCES ARE:
 (.X) ±.010 (0.3)
 (.XX) ±.008 (0.8) ANGLES

DRAWING FILENAME
 M01801YD_DC_SIM/03B
 SCALE
 NONE

DRAWN BY
 MC
 DATE
 07-14-05
 CHK'D
 JAWI

REVIEW DRAWING NUMBERS

PART NO.
 SEE TABLE
 DRAWING NO.
 01801-31
 SIZE
 A