

Controller - ILC 200 UNI-PAC - 2862291

Please be informed that the data shown in this PDF Document is generated from our Online Catalog. Please find the complete data in the user's documentation. Our General Terms of Use for Downloads are valid (<http://phoenixcontact.com/download>)



Inline controller with an INTERBUS local bus interface for the Inline installation system, with programming facility in acc. with IEC 61131-3, complete with accessories (connector and labeling field)

Product Description

Inline controller

ILC 200 UNI transforms every Inline station into a distributed functional unit. ILC 200 UNI is installed below an Inline bus coupler (INTERBUS, PROFIBUS, DeviceNet™, Ethernet...). It then controls all the signals of the Inline station in every fieldbus system. This ensures maximum independence from the higher-level fieldbus system.

The functions which can be executed on ILC 200 UNI range from emergency operation functions in the event of a failure of the higher-level fieldbus, to redundancy functions and process data preprocessing, through to the distributed functional unit.

Plant engineering with its constantly changing customer requirements regarding both the fieldbus system and centralized control systems is the main field of application. ILC 200 UNI makes it possible to use identical functional units even when the higher-level fieldbus changes. This saves costs during plant engineering and at startup.

Direct fast inputs and outputs which can be used flexibly in different operating modes such as interrupt input, event counting and pulse generation ensure short response times on site.


All programming of the Inline controller is carried out with PC WORX, the automation software according to IEC 61131.

Your advantages

- ✓ Fast inputs for interrupt processing, event counting, and period measurement
- ✓ 24 V high-speed outputs for pulse width modulation



Key Commercial Data

Packing unit	1 pc
GTIN	 4 017918 909116
GTIN	4017918909116

Technical data

Note

Utilization restriction	EMC: class A product, see manufacturer's declaration in the download area
-------------------------	---

Dimensions

Width	73 mm
Height	140.5 mm

Controller - ILC 200 UNI-PAC - 2862291

Technical data

Dimensions

Depth	71.5 mm
-------	---------

Ambient conditions

Degree of protection	IP20
Ambient temperature (operation)	-25 °C ... 55 °C
Ambient temperature (storage/transport)	-25 °C ... 75 °C
Permissible humidity (operation)	5 % ... 85 % (non-condensing)
Permissible humidity (storage/transport)	5 % ... 85 % (non-condensing)
Air pressure (operation)	70 kPa ... 108 kPa (up to 3000 m above sea level)
Air pressure (storage/transport)	66 kPa ... 108 kPa (up to 3500 m above sea level)
Shock	25g, Criterion 1, according to IEC 60068-2-27
Vibration (operation)	2g, criterion 1 according to IEC 60068-2-6

Control system

Engineering tool	PC WORX
Diagnostics tool	DIAG+ from version 1.14

Mechanical design

Weight	260 g
Diagnostics display	No
Controller redundancy	No

Data interfaces

Interface	INTERBUS local bus (master)
Number	1
Connection method	Inline data jumper
Transmission speed	500 kBaud / 2 MBaud (can be switched)
Interface	Higher-level INTERBUS local bus (slave)
Number	1
Connection method	Inline data jumper
Transmission speed	500 kBaud
Interface	Parameterization/operation/diagnostics
Number	1
Connection method	6-pos. MINI DIN socket (PS/2)
Transmission speed	19200 Baud

Power supply

Typical current consumption	250 mA (no local bus device connected during idling, bus inactive)
Supply voltage	7.5 V DC (the power supply comes from the upstream bus coupler)
Supply voltage range	19.2 V DC ... 30 V DC
Residual ripple	±5 %
Power dissipation	max. 1.875 W
Max. total permissible current consumption of all I/O terminal blocks	Communications power (7,5 V DC) the power supply comes from the upstream bus coupler

Controller - ILC 200 UNI-PAC - 2862291

Technical data

Power supply

	Analog supply (24 V DC) = 0.5 A
--	---------------------------------

Fieldbus function

Amount of process data	max. 4096 Bit (INTERBUS-Master)
	192 Bit (INTERBUS-Slave)
Number of parameter data	max. 8 Byte (configurable)
Number of supported devices	max. 512
Number of local bus devices that can be connected	max. 63 (observe current consumption)
Number of devices with parameter channel	max. 62
Number of supported branch terminals with remote bus branch	max. 15

Direct I/Os

Input name	Digital inputs
Number of inputs	4
Connection method	Inline potential distributor
Connection technology	2, 3, 4-wire
Description of the input	Interrupt input, fast counter, pulse generator
Output name	Digital outputs
Number of outputs	2
Connection method	Spring-cage connection
Connection technology	2, 3, 4-wire
Maximum output current per channel	500 mA
Number of pulse direction outputs	2
Limit frequency	20 kHz
Number of inputs	4
Input frequency	40 kHz

IEC 61131 runtime system

Engineering tool	PC WORX
Program memory	typ. 384 kByte (32 K instructions (IL))
Mass storage	330 kByte
Retentive mass storage	8 kByte (NVRAM)
Number of control tasks	8
Realtime clock	Integrated (battery backup)

Standards and Regulations

Vibration (storage/transport)	2g, criterion 1 according to IEC 60068-2-6
Connection in acc. with standard	CUL
Shock	25g, Criterion 1, according to IEC 60068-2-27
Vibration (operation)	2g, criterion 1 according to IEC 60068-2-6

Environmental Product Compliance

REACH SVHC	1,2-dimethoxyethane, ethylene glycol dimethyl ether (EGDME) 110-71-4
------------	--

Controller - ILC 200 UNI-PAC - 2862291

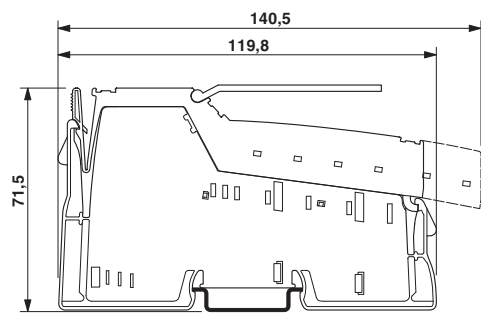
Technical data

Environmental Product Compliance

	Lead 7439-92-1
China RoHS	Environmentally Friendly Use Period = 50
	For details about hazardous substances go to tab "Downloads", Category "Manufacturer's declaration"

Drawings

Dimensional drawing



Approvals

Approvals

Approvals


UL Recognized / cUL Recognized / EAC / cULus Recognized

Ex Approvals

UL Recognized / cUL Recognized / cULus Recognized

Approval details

UL Recognized		http://database.ul.com/cgi-bin/XYV/template/LISEXT/1FRAME/index.htm	FILE E 140324
---------------	---	---	---------------

cUL Recognized		http://database.ul.com/cgi-bin/XYV/template/LISEXT/1FRAME/index.htm	FILE E 140324
----------------	---	---	---------------

Controller - ILC 200 UNI-PAC - 2862291

Approvals

EAC



RU *-
DE.A*30.B.00238

cULus Recognized



Phoenix Contact 2018 © - all rights reserved
<http://www.phoenixcontact.com>

PHOENIX CONTACT GmbH & Co. KG
Flachsmarktstr. 8
32825 Blomberg
Germany
Tel. +49 5235 300
Fax +49 5235 3 41200
<http://www.phoenixcontact.com>