

Solenoid driver - PI-EX-SD-21-60 - 2865188


Please be informed that the data shown in this PDF Document is generated from our Online Catalog. Please find the complete data in the user's documentation. Our General Terms of Use for Downloads are valid (<http://phoenixcontact.com/download>)



Ex i solenoid driver, pluggable. To control intrinsically safe solenoid valves, alarm modules as well as simple electric equipment installed in Ex areas. For Group IIB gases, loop-powered. Electrical isolation.



Key Commercial Data

Packing unit	1 pc
GTIN	 4 046356 134828
GTIN	4046356134828

Technical data

Note

Utilization restriction	EMC: class A product, see manufacturer's declaration in the download area
-------------------------	---

Dimensions

Width	12.4 mm
Height	145 mm
Depth	147 mm

Ambient conditions

Ambient temperature (operation)	-20 °C ... 55 °C
Ambient temperature (storage/transport)	-40 °C ... 85 °C
Permissible humidity (operation)	10 % ... 95 % (relative humidity, non-condensing)

Output data

Output characteristic curve: Output resistor	136 Ω (Internal resistance R _i)
Response time	< 30 ms

Compatible valves

Note	This is an extract of possible combinations of valves and solenoid drivers.
------	---

Solenoid driver - PI-EX-SD-21-60 - 2865188

Technical data

Compatible valves

Compatible valve	ASCO Coil 302 (12 V)
	ASCO Coil 302 (24 V)
	FESTO Coil MFH-...IA-SA-EX GBXE022AIAD03
	FESTO Coil (J)MFH-...BIA-SA-EX GBXE022AIAD03
	Norgren Herion Coil 2050
	Norgren Herion Coil 2051
	Norgren Herion Coil 2052
	Norgren Herion Coil 2053
	Parker Coil VZ95 482160.01 EEx ia IIB T6

Power supply

Max. current consumption	< 110 mA (at 24 V)
Power dissipation	max. 1.5 W (at 24 V)

General

Maximum temperature coefficient	0.01 %/K
Status display	Yellow LED (status display)
	Red LED (line errors)
Flammability rating according to UL 94	V0
Housing material	PBT and polyamide PA non-reinforced
Color	green
Designation	Input/output
Electrical isolation	375 V (Peak value as per EN 50020 / EN 60079-11)
	2.5 kV (50 Hz, 1 min., test voltage)
Conformance	CE-compliant
ATEX	# II (1) GD [Ex ia] IIB / IIA
	# II 3 G Ex nA II T4 X
Functional Safety (SIL)	SIL 3
SIL	3

Safety characteristic data

Integrity requirement	IEC 61508 - Low demand
Equipment type	Type A
Safety Integrity Level (SIL)	3
Safe Failure Fraction (SFF)	100 %
λ_{SU}	2.84×10^{-7} (284 FIT)
λ_{SD}	0
λ_{DU}	0
λ_{DD}	0
Probability of a hazardous failure on demand (PFD _{AVG})	0 (1 year)
	0 (5 years)
	0 (10 years)

Solenoid driver - PI-EX-SD-21-60 - 2865188

Technical data

Safety characteristic data

Diagnostic coverage (DC)	DC _S =0 %, DC ₀ =0 %
--------------------------	--

Safety data

Max. output voltage U _o	25.1 V
Max. output current I _o	188 mA
Max. output power P _o	1180 mW
Group	IIA
Max. external inductivity L _o	5.2 mH
Max. external capacity C _o	0.51 µF
Group	IIB
Max. external inductivity L _o	2.7 mH
Max. external capacity C _o	0.28 µF
Safety-related maximum voltage U _m	250 V AC (125 V DC)

Standards and Regulations

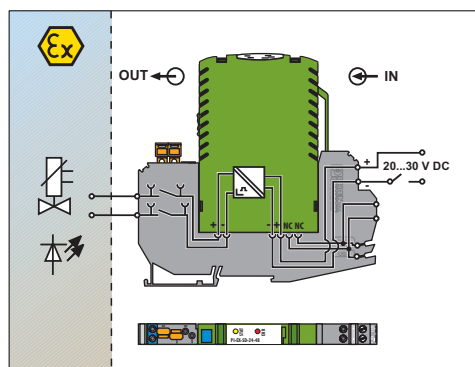
Flammability rating according to UL 94	V0
Conformance	CE-compliant
ATEX	# II (1) GD [Ex ia] IIB / IIA
	# II 3 G Ex nA II T4 X
Group	IIA
	IIB

Environmental Product Compliance

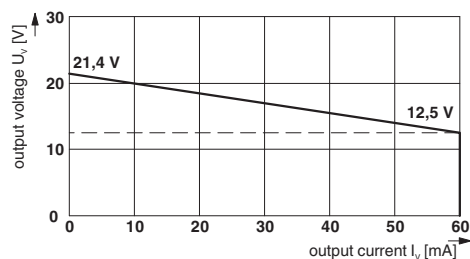
China RoHS	Environmentally Friendly Use Period = 50
	For details about hazardous substances go to tab "Downloads", Category "Manufacturer's declaration"

Drawings

Block diagram

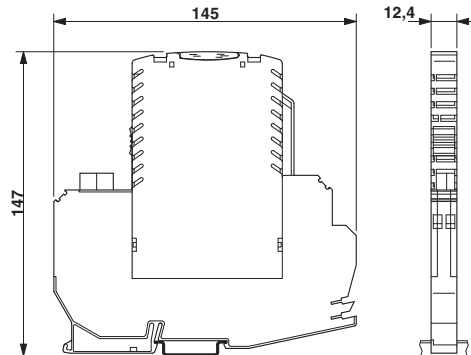


Diagram



Solenoid driver - PI-EX-SD-21-60 - 2865188

Dimensional drawing



Approvals

Approvals

Approvals

Functional Safety

Ex Approvals

Approval details

Functional Safety	06/06-05 R004 V2R0
-------------------	--------------------

Phoenix Contact 2018 © - all rights reserved
<http://www.phoenixcontact.com>

PHOENIX CONTACT GmbH & Co. KG
Flachsmarktstr. 8
32825 Blomberg
Germany
Tel. +49 5235 300
Fax +49 5235 3 41200
<http://www.phoenixcontact.com>