

PVS-R Series Fast-Acting, UL Listed 600Vac/dc Solar Fuses



Catalog Symbol: PVS-R

Description

A range of UL 2579 fast-acting 600Vdc Class RK5 fuses specifically designed to protect solar power systems in extreme ambient temperature, high cycling and low level fault current conditions (reverse current, multi-array fault).

Specifications

Volts: 600Vac to UL 248-12
600Vdc to UL 2579

Amps: 20 - 350A

Interrupting Rating: 200kA RMS Sym. AC
20kA DC (20-60A)
10kA DC (70-350A)

Agency Information

UL Std. 248-12, Class RK5, UL Listed, Guide JFGA, File E335324,
Photovoltaic to UL 2579, CSA Component Certified C22.2

Catalog Numbers (Amps)

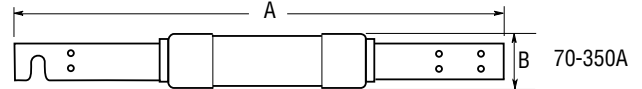
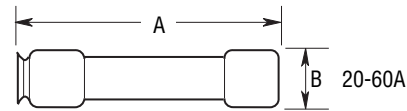
PVS-R-20	PVS-R-40	PVS-R-80	PVS-R-150	PVS-R-250
PVS-R-25	PVS-R-50	PVS-R-90	PVS-R-175	PVS-R-300
PVS-R-30	PVS-R-60	PVS-R-100	PVS-R-200	PVS-R-350
PVS-R-35	PVS-R-70	PVS-R-125	PVS-R-225	

Carton Quantity and Weight

Amp Ratings	Carton Qty.	Weight Per Carton	
		Lbs.	Kg.
20-30	10	1.45	0.658
35-60	10	3.35	1.520
70-100	1	0.40	0.181
125-200	1	1.08	0.490
225-350	1	2.25	1.021

Dimensions - in (mm)

Amp Range	A	B
20-30	5.0 (127.0)	0.81 (20.6)
35-60	5.5 (139.7)	1.06 (27.0)
70-100	7.88 (200.0)	1.34 (34.0)
125-200	9.63 (244.5)	1.84 (46.7)
225-350	11.63 (295.3)	2.38 (60.5)



Power Loss (Watts)

Catalog Number	Amp Rating	Power Loss (Watts)	
		0.8 x I _n	1.0 x I _n
PVS-R-30	30A	2.3	4.0
PVS-R-60	60A	5.0	8.8
PVS-R-100	100A	7.6	13.6
PVS-R-200	200A	19.7	28.5
PVS-R-350	350A	24.6	43.5

I_n = Rated current.

General Information

- Designed specifically for the protection and isolation of photovoltaic systems.

Typical Applications

- Photovoltaic Systems
- Recombiner Boxes
- Solar DC Safety Switches

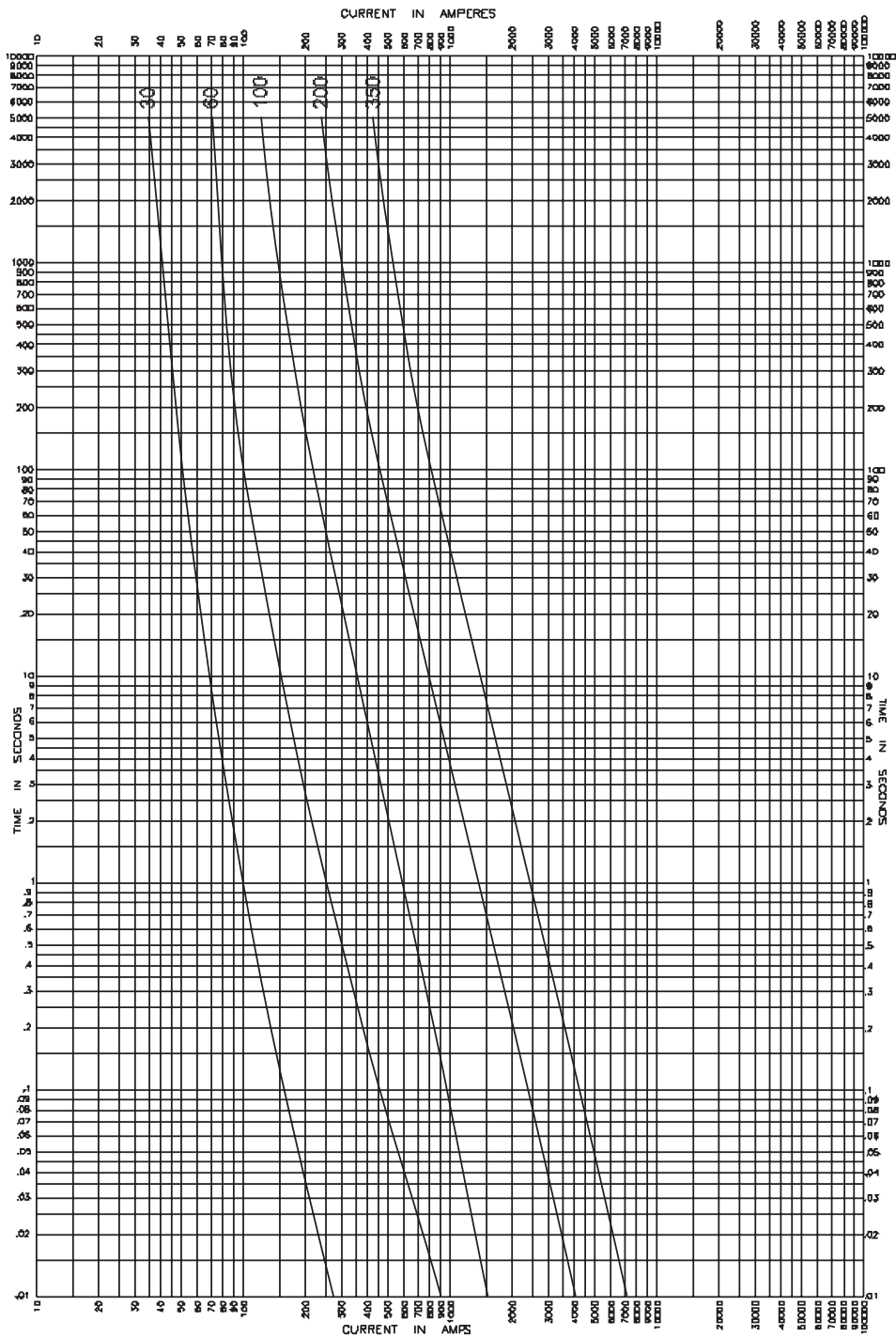
Recommended Fuse Blocks and Gear

Fits into standard Class RK5 holders, blocks and disconnects.

R600 Series Data Sheet 1111

DC Safety Switch Data Sheet 1162

Time-Current Characteristic Curves—Average Melt



The only controlled copy of this Data Sheet is the electronic read-only version located on the Cooper Bussmann Network Drive. All other copies of this document are by definition uncontrolled. This bulletin is intended to clearly present comprehensive product data and provide technical information that will help the end user with design applications. Cooper Bussmann reserves the right, without notice, to change design or construction of any products and to discontinue or limit distribution of any products. Cooper Bussmann also reserves the right to change or update, without notice, any technical information contained in this bulletin. Once a product has been selected, it should be tested by the user in all possible applications.

© 2010 Cooper Bussmann
www.cooperbussmann.com