

Power supply unit - STEP-PS/ 1AC/ 5DC/2 - 2320513

Please be informed that the data shown in this PDF Document is generated from our Online Catalog. Please find the complete data in the user's documentation. Our General Terms of Use for Downloads are valid (<http://phoenixcontact.com/download>)



Primary-switched STEP POWER power supply for DIN rail mounting, input: 1-phase, output: 5 V DC/2 A

Product Description

STEP POWER power supplies for installation distributors

The STEP POWER power supply range was developed especially for building automation. The low idling losses and high degree of efficiency ensure maximum energy efficiency. They allow flexible use and can be snapped onto the DIN rail or screwed onto an even surface.

Why buy this product

- Flexible mounting by simply snapping onto the DIN rail or screwing onto a level surface
- Reliable power supply thanks to high MTBF (mean time between failures) of more than 500,000 hours and U/I characteristic curve
- Energy savings thanks to maximum energy efficiency and incredibly low idling losses



Key Commercial Data

Packing unit	1 STK
GTIN	 4 046356 674744
Weight per Piece (excluding packing)	86.0 g
Weight per piece (including packing)	86.8 g
Country of origin	Germany

Technical data

Dimensions

Width	18 mm
Height	90 mm
Depth	61 mm

Ambient conditions

Degree of protection	IP20
Ambient temperature (operation)	-25 °C ... 70 °C (> 55° C derating : 2.5%/K)
Ambient temperature (storage/transport)	-40 °C ... 85 °C
Max. permissible relative humidity (operation)	≤ 95 % (at 25 °C, non-condensing)

Power supply unit - STEP-PS/ 1AC/ 5DC/2 - 2320513

Technical data

Ambient conditions

Noise immunity	EN 61000-6-2:2005
----------------	-------------------

Input data

Nominal input voltage range	100 V AC ... 240 V AC
Input voltage range	85 V AC ... 264 V AC
	95 V DC ... 250 V DC
AC frequency range	45 Hz ... 65 Hz
Frequency range DC	0 Hz
Current consumption	0.2 A (120 V AC)
	0.13 A (230 V AC)
Inrush surge current	< 15 A
Power failure bypass	> 25 ms (120 V AC)
	> 110 ms (230 V AC)
Input fuse	1.25 A (slow-blow, internal)
Choice of suitable circuit breakers	6 A ... 16 A (AC: Characteristics B, C, D, K)

Output data

Nominal output voltage	5 V DC \pm 1 %
Nominal output current (I_N)	2 A (-25 °C ... 40 °C permanent)
	2.2 A (-25 °C ... 55 °C)
Output current I_{max}	3.7 A
Derating	55 °C ... 70 °C (2.5%/K)
Connection in parallel	Yes, for redundancy and increased capacity
Connection in series	Yes
Residual ripple	< 50 mV _{PP}
Output power	10 W
Typical response time	< 0.5 s
Maximum power dissipation in no-load condition	< 0.4 W
Power loss nominal load max.	< 2.6 W

General

Net weight	0.1 kg
Efficiency	> 81 % (for 230 V AC and nominal values)
Insulation voltage input/output	4 kV AC (type test)
	3.75 kV AC (routine test)
Protection class	II (in closed control cabinet)
	> 1812000 h (40 °C)
Mounting position	horizontal DIN rail NS 35, EN 60715
Assembly instructions	Alignable: 0 mm horizontally, 30 mm vertically

Connection data, input

Connection method	Screw connection
Conductor cross section solid min.	0.2 mm ²

Power supply unit - STEP-PS/ 1AC/ 5DC/2 - 2320513

Technical data

Connection data, input

Conductor cross section solid max.	2.5 mm ²
Conductor cross section flexible min.	0.2 mm ²
Conductor cross section flexible max.	2.5 mm ²
Conductor cross section AWG min.	24
Conductor cross section AWG max.	12
Stripping length	6.5 mm
Screw thread	M3

Connection data, output

Connection method	Screw connection
Conductor cross section solid min.	0.2 mm ²
Conductor cross section solid max.	2.5 mm ²
Conductor cross section flexible min.	0.2 mm ²
Conductor cross section flexible max.	2.5 mm ²
Conductor cross section AWG min.	24
Conductor cross section AWG max.	12
Stripping length	6.5 mm
Screw thread	M3

Standards and Regulations

Electromagnetic compatibility	Conformance with EMC Directive 2004/108/EC
Shock	18 ms, 30g, in each space direction (according to IEC 60068-2-27)
Noise immunity	EN 61000-6-2:2005
Connection in acc. with standard	CUL
Standards/regulations	EN 61000-4-2
	EN 61000-4-3
	EN 61000-4-4
	EN 61000-4-5
	EN 61000-4-6
	EN 61000-4-11
Standard - Electrical safety	IEC 60950-1/VDE 0805 (SELV)
Standard – Electronic equipment for use in electrical power installations and their assembly into electrical power installations	EN 50178/VDE 0160 (PELV)
Standard – Safety extra-low voltage	IEC 60950-1 (SELV) and EN 60204-1 (PELV)
Standard - Safe isolation	DIN VDE 0100-410
Standard – Protection against shock currents, basic requirements for protective separation in electrical equipment	EN 50178
Standard – Limitation of mains harmonic currents	EN 61000-3-2
UL approvals	UL/C-UL listed UL 508
	UL/C-UL Recognized UL 60950
	NEC Class 2 as per UL 1310
Vibration (operation)	< 15 Hz, amplitude ±2.5 mm (according to IEC 60068-2-6)

Power supply unit - STEP-PS/ 1AC/ 5DC/2 - 2320513

Technical data

Standards and Regulations

	15 Hz ... 150 Hz, 2.3g, 90 min.
Low Voltage Directive	Conformance with LV directive 2006/95/EC
Rail applications	EN 50121-4

Classifications

eCl@ss

eCl@ss 4.0	27040702
eCl@ss 4.1	27040702
eCl@ss 5.0	27242213
eCl@ss 5.1	27049002
eCl@ss 6.0	27049002
eCl@ss 7.0	27049002
eCl@ss 8.0	27049002
eCl@ss 9.0	27040701

ETIM

ETIM 3.0	EC001039
ETIM 4.0	EC002540
ETIM 5.0	EC002540

UNSPSC

UNSPSC 6.01	30211502
UNSPSC 7.0901	39121004
UNSPSC 11	39121004
UNSPSC 12.01	39121004
UNSPSC 13.2	39121004

Approvals

Approvals

Approvals

UL Recognized / UL Listed / cUL Recognized / cUL Listed / IEC CB Scheme / EAC / EAC / cULus Recognized / cULus Listed

Ex Approvals

Approvals submitted


Power supply unit - STEP-PS/ 1AC/ 5DC/2 - 2320513


Approvals


Approval details

UL Recognized 

UL Listed 


cUL Recognized 


cUL Listed 

IECEE CB Scheme 

EAC

EAC

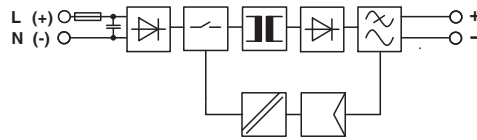
cULus Recognized 

cULus Listed 

Drawings

Power supply unit - STEP-PS/ 1AC/ 5DC/2 - 2320513

Block diagram



Phoenix Contact 2016 © - all rights reserved
<http://www.phoenixcontact.com>

PHOENIX CONTACT GmbH & Co. KG
Flachsmarktstr. 8
32825 Blomberg
Germany
Tel. +49 5235 300
Fax +49 5235 3 41200
<http://www.phoenixcontact.com>