THIS DRAWING IS UNPUBLISHED. RELEASED FOR PUBLICATION , .
© COPYRIGHT By – ALL RIGHTS RESERVED.

LOC	DIST
J	

REVISIONS
変更

P	LTR	DESCRIPTION	DATE	DWN	APVD
	L2	ECR-15-018167	14JAN2016	I.T	W.H

REC HEDER HOUSING
リセ・ヘッダー・ハウジング
(PPS UL94V-0
COLOR:BLACK)

REC CONTACT
リセ・コンタクト
(ニッケル下地錫めっき仕上げ燐青銅
POST TIN PL.
Ni UNDER PL. ALL OVER Phos-Broz
板厚: 0.3t
THK: 0.3t)

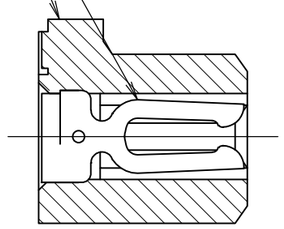

SECT "A"–"A"

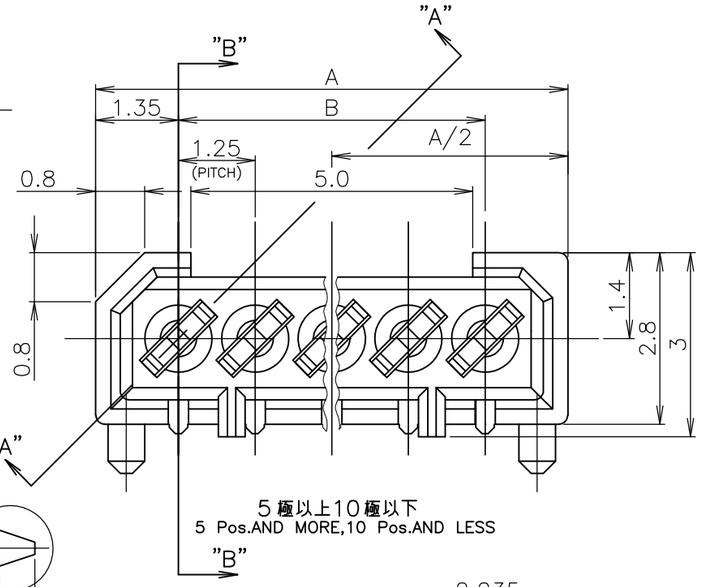

5極以上10極以下
5 Pos.AND MORE,10 Pos.AND LESS

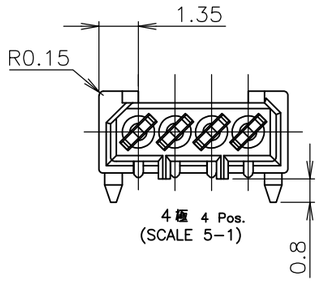

4極 4 Pos.
(SCALE 5–1)

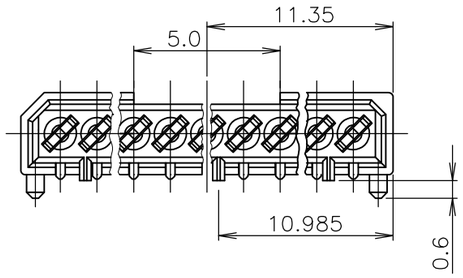

17極 17 Pos.
(SCALE 5–1)

注記
NOTES
1 嵌合相手製品型番及び、嵌合時寸法は
MATING COUNTER PART NUMBER AND DIMENSIONS
表–1 参照のこと。
AFTER MATING: SEE TABLE 1.

嵌合時寸法: 巾(mm)×高さ(mm)
DIMENSIONS AFTER MATING : WIDE(mm) x HEIGHT(mm)

	MATING COUNTER CONN 嵌合相手側コネクタ POST HDR ASSY 製品型番 P/N		高さ H	REC HDR ASSY SMT H TYPE WITH BOSS X-174638-X
DIP TYPE	X-174642-X		3.95	3.0 (巾W) x 5.8 (高さH)
			5.95	3.0 (巾W) x 7.8 (高さH)
SMT TYPE	ボス無 WITHOUT BOSS	X-174644-X	3.95	4.4 (巾W) x 5.8 (高さH)
	ボス付 WITH BOSS	X-174820-X	5.95	4.4 (巾W) x 7.8 (高さH)

TABLE 1 SMT TYPEは、巾及び高さ寸法に
SMT TYPE INCLUDE DIMENSIONS
半田付タイン部寸法を含みます。
OF SOLDER DIP TINE.

2 基板位置決め用ボス切断跡。
CUT MARK OF POSITIONER BOSS.

3 OBSOLETE PARTS: OBSOLETE CIS STREAMLINING PER D.RENAUD/D.SINISI

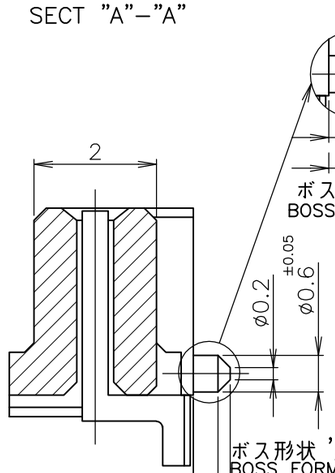

SECT "B"–"B"

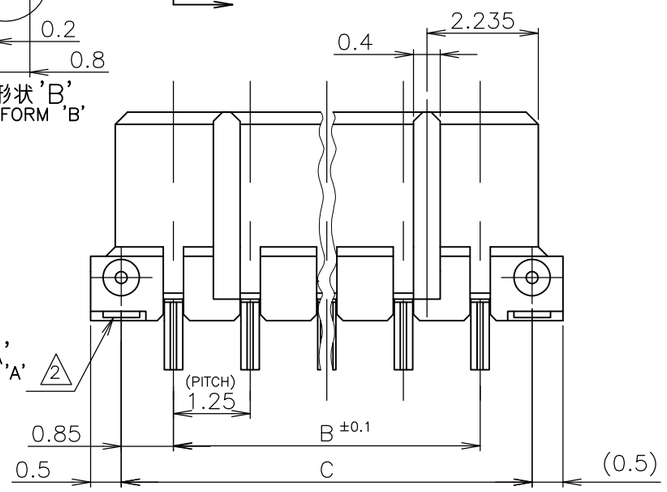

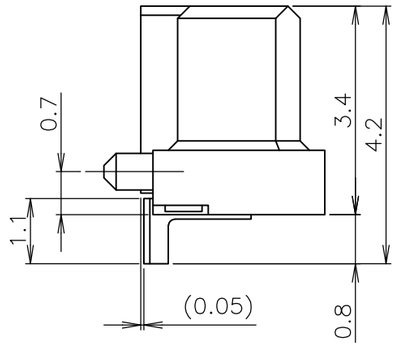

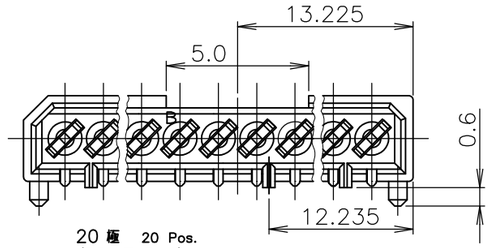

20極 20 Pos.
(SCALE 5–1)

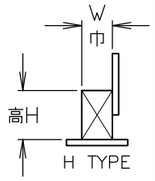

L2	OBSOLETE		25.45	23.75	26.45	20	~~5–~~ ~~–0~~
3	OBSOLETE		21.70	20.00	22.70	17	~~4–~~ ~~–7~~
L1	REACTIVE		12.95	11.25	13.95	10	4– –0
	OBSOLETE		10.45	8.75	11.45	8	~~3–~~ ~~–8~~
	OBSOLETE	'A'	9.20	7.50	10.20	7	~~3–~~ ~~–7~~
L1	REACTIVE		7.95	6.25	8.95	6	3– –6
	OBSOLETE		6.70	5.00	7.70	5	~~3–~~ ~~–5~~
	ACTIVE	'B'	5.45	3.75	6.45	4	3–174638–4
		ボス形状 BOSS FORM	C	B	A	極数 Pos.	型番 P/N

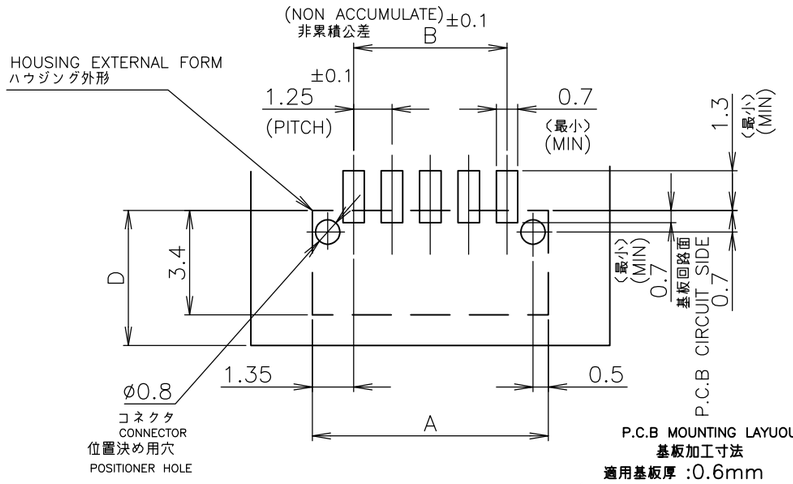

P.C.B MOUNTING LAYUOUT
基板加工寸法
適用基板厚 :0.6mm
(APPLICABLE P.C.B THK : 0.6mm MIN)

3.4~4.4	SMT TYPE
3.4~5.0	DIP TYPE
D寸法 DIMENSIONS	嵌合相手 MATING COUNTER POST HDR

THIS DRAWING IS A CONTROLLED DOCUMENT.

DIMENSIONS: 単位: 粍 mm

TOLERANCES UNLESS OTHERWISE SPECIFIED: 一般公差
0 PLC ±
1 PLC ±
2 PLC ±
3 PLC ±
4 PLC ±
ANGLES ±
10位以下 : ±0.2
10位超え 30以下 : ±0.25
30位超え 100以下 : ±0.3
角度 : ±3'

MATERIAL 材料: AS SHOWN 図中参照
FINISH 仕上: AS SHOWN 図中参照

DWN	J.TANIGAWA	03JUL87
CHK	S.KIKUCHI	03JUL87
APVD	S.KUBOUCHI	24DEC98
PRODUCT SPEC 製品規格		
APPLICATION SPEC 取付適用規格		
WEIGHT		

CUSTOMER DRAWING

TE Connectivity

NAME 名称: 1.25 F-P コネクタ (基板対基板接続用) 1列仕様 リセ ヘッダー アッセンブリ
基板垂直取付型 (H) サーフェースマウント タイプ 基板位置決め用ボス付
1.25 F-P CONNECTOR (B-TO-B) SINGLE ROW REC HDR ASS'Y (H) SMT TYPE WITH BOSS

SIZE	CAGE CODE	DRAWING NO 番号	RESTRICTED TO
A3	00779	C-174638	—

SCALE 尺度	SHEET	REV
10:1	1 OF 1	L2