

4

3

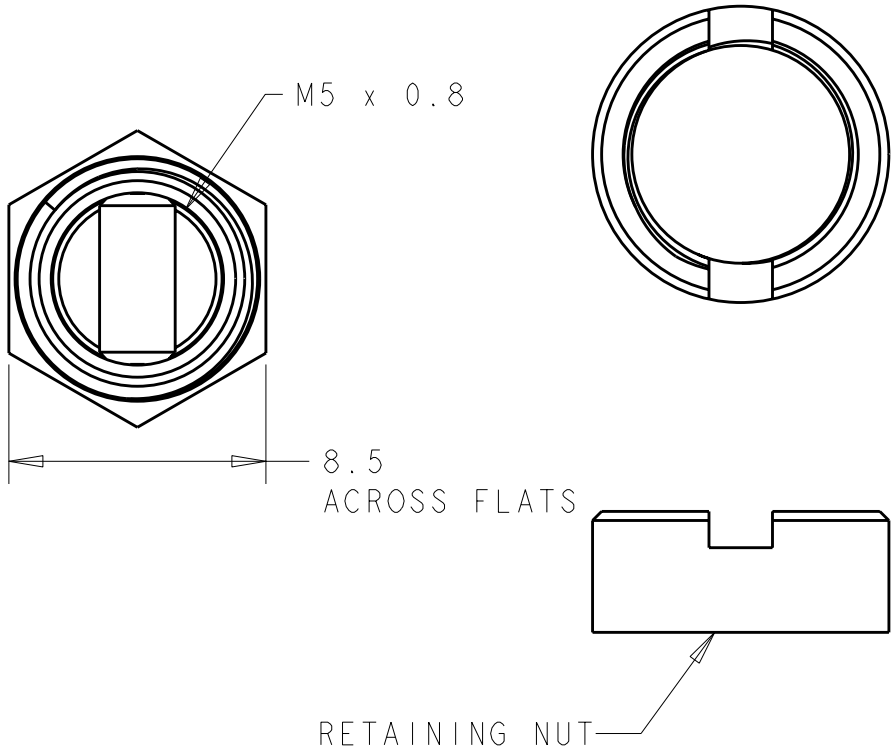
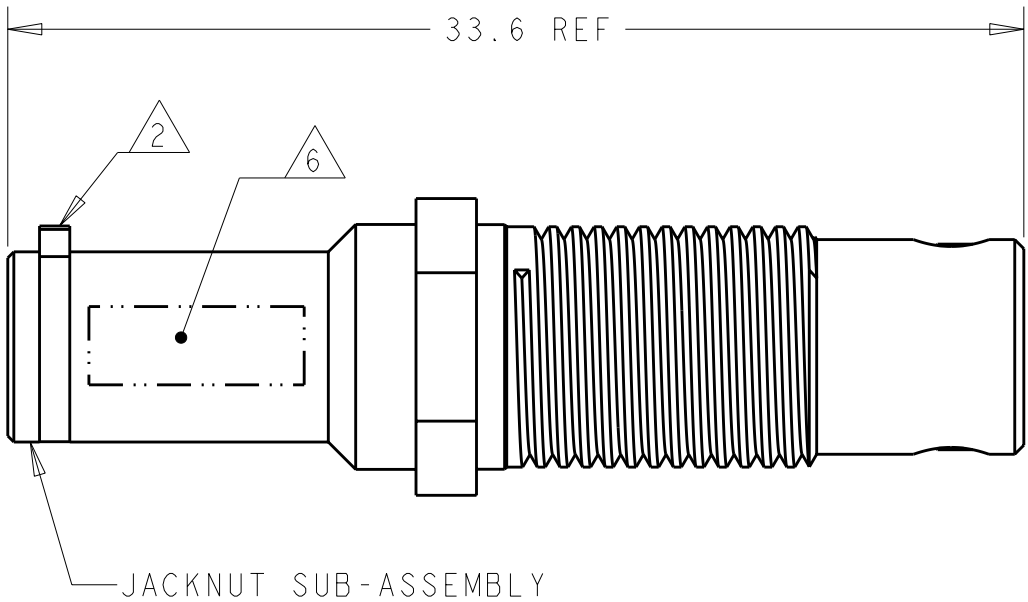
2

1

THIS DRAWING IS UNPUBLISHED. RELEASED FOR PUBLICATION

© COPYRIGHT - BY TYCO ELECTRONICS CORPORATION. ALL RIGHTS RESERVED.


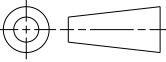

LOC	DIST	REVISIONS				
		P	LTR	DESCRIPTION	DATE	DWN APVD
-	-		A	RELEASED PER ECO 10-024785	12-21-10	CT BW



- 1 JACKNUT SLEEVE, PLUNGER, CAP, RETAINING PIN, AND RETAINING NUT: STAINLESS STEEL PER AISI 316
JACKNUT SPRING: STAINLESS STEEL PER AISI 302
- 2 THE KEY OF THE A-F JACKNUT ALIGNS WITH THE CORNER POINTS OF THE POLARIZING HEX.
3. THE JACKNUT AND RETAINING NUT ARE SHIPPED UNASSEMBLED. WHEN INSTALLING THESE ON A SHELL ASSEMBLY, LOCTITE® 272 THREADLOCKING ADHESIVE OR EQUIVALENT SHALL BE APPLIED. LOCTITE® IS A REGISTERED TRADEMARK OF HENKEL CORPORATION.
4. A SPANNER WRENCH TOOL, TYCO ELECTRONICS PART NUMBER 1738220-1 (WITH 1/4-IN ADAPTER) OR 1738221-1 (WITH T-HANDLE), IS USED TO LOCK THE RETAINING NUT. RECOMMENDED LOCKING TORQUE: 1.5 N-m [13 in-lb].
5. THIS PRODUCT IS SOLD BY TYCO ELECTRONICS UNDER A LICENSE FROM RADIAL SA.
- 6 TE IDENTIFICATION LOCATED APPROXIMATELY AS SHOWN.

1738203-1

PART NUMBER

THIS DRAWING IS A CONTROLLED DOCUMENT FOR TYCO ELECTRONICS CORPORATION IT IS SUBJECT TO CHANGE AND THE CONTROLLING ENGINEERING ORGANIZATION SHOULD BE CONTACTED FOR THE LATEST REVISION.		DWN BW CHK JPM APVD JPM PRODUCT SPEC - APPLICATION SPEC - WEIGHT -		11MAR2005 11MAR2005 11MAR2005		 Tyco Electronics Harrisburg, PA 17105-3608	
DIMENSIONS: mm		TOLERANCES UNLESS OTHERWISE SPECIFIED:		NAME JACKNUT KIT, A-F GPRB2			
		0 PLC ±- 1 PLC ±0.1 2 PLC ±- 3 PLC ±- 4 PLC ±- ANGLES ±-		SIZE A3			
MATERIAL 		FINISH -		CAGE CODE 00779		DRAWING NO G-1738203	
CUSTOMER DRAWING				SCALE 4:1		SHEET 1 OF 1	
						REV A	