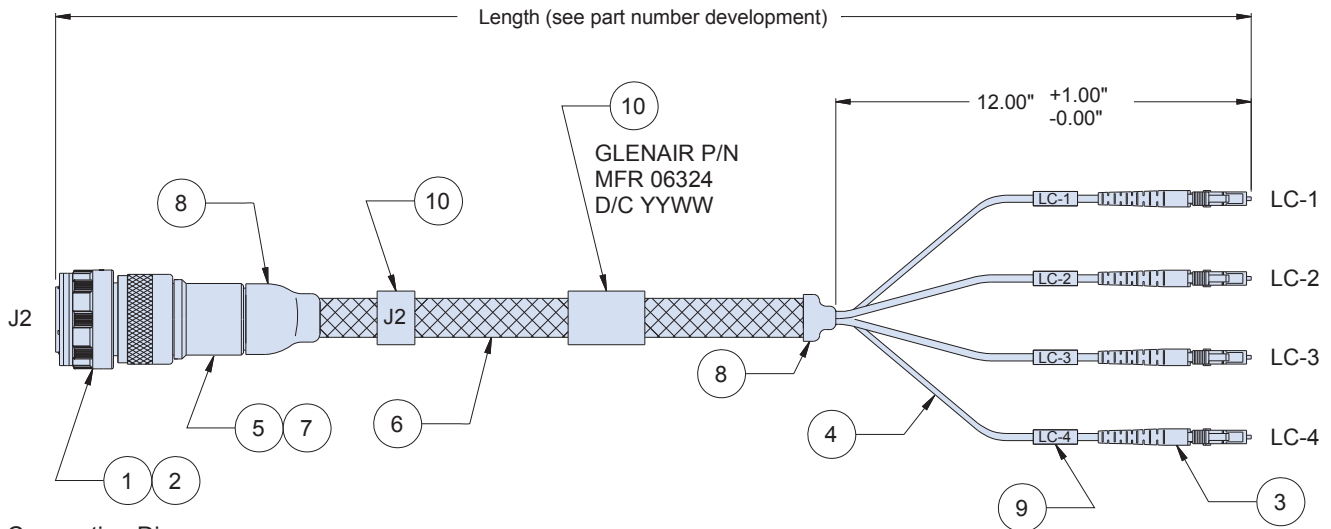
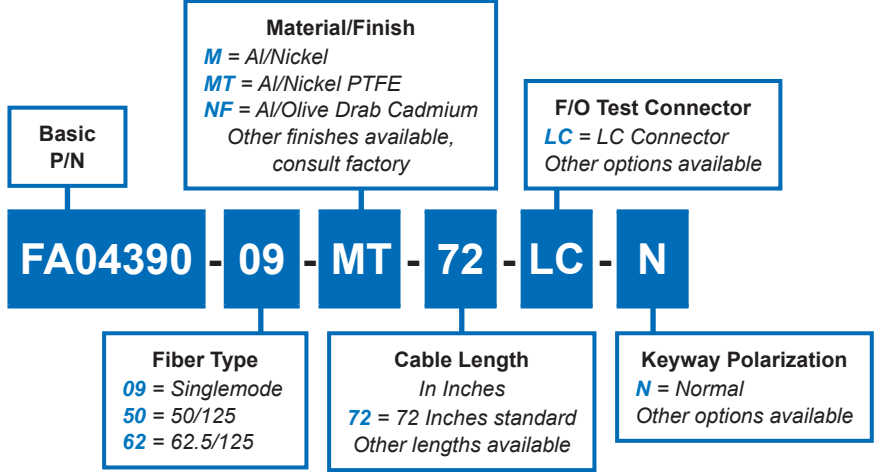


FA04390

Fiber Optic Test Cable for 050-113 Media Converter D38999 Series III Type Connector Interface



How To Order



Connection Diagram

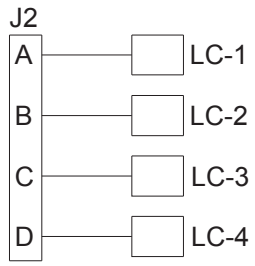


Diagram Key	
Callout	Description
1, 2	180-091 Fiber Optic plug connector / four 181-001 pin termini
3	Four single-channel LC fiber optic connectors (other options available, consult factory)
4	Simplex high-temperature fiber
5	440HS030 Glenair Backshell
6	Nomex braid
7	Band-Master ATS® shield termination strap
8	Heat shrink
9	Heat shrink
10	ID marker (marked with Glenair name, CAGE code and date code as indicated)

Standard Tolerance	
Length	Tolerance
5 in – 2 ft	+1 in -0
2 to 10 ft	+3 in -0
10 to 50 ft	+6 in -0
50 to 100 ft	+1 ft -0
100 ft and up	+2 ft -0

Notes

- Optical performance: insertion loss to be less than 1.5 dB when measured at 850 nm wavelength for Multimode and 1310 nm wavelength for Singlemode.