

# Uninterruptible power supply - QUINT-DC-UPS/24DC/40 - 2866242


Please be informed that the data shown in this PDF Document is generated from our Online Catalog. Please find the complete data in the user's documentation. Our General Terms of Use for Downloads are valid (<http://phoenixcontact.com/download>)



Uninterruptible power supply 24 V/40 A. In the download area, there is a clearly arranged selection table available with load currents and buffer times, as well as charging times after buffer mode.



## Key Commercial Data

Packing unit	1 pc
GTIN	 4 017918 959715
GTIN	4017918959715

## Technical data

### Dimensions

Width	66 mm
Height	130 mm
Depth	125 mm
Width with alternative assembly	122 mm
Height with alternative assembly	130 mm
Depth with alternative assembly	69 mm

### Ambient conditions

Degree of protection	IP20
Ambient temperature (operation)	-25 °C ... 70 °C
Ambient temperature (storage/transport)	-40 °C ... 85 °C
Max. permissible relative humidity (operation)	95 % (at 25 °C, non-condensing)

### Input data

Nominal input voltage	24 V DC
Input voltage range	22.5 V DC ... 30 V DC
Current consumption	approx. 0.1 A
	2.5 A (charging process)
	42.5 A (max.)

# Uninterruptible power supply - QUINT-DC-UPS/24DC/40 - 2866242

## Technical data

### Input data

Current consumption (maximum)	42.5 A (max.)
Current consumption (idle)	approx. 0.1 A
Current consumption (charging process)	2.5 A (charging process)
Buffer period	5 min. (40 A)
	9 min. (40 A)
Input fuse	50 A (slow-blow, internal)

### Output data

Nominal output voltage	24 V DC (Normal operation: $U_{in} - 0.5$ V DC, buffer mode: 27.9 to 19.2 V DC)
Nominal output current ( $I_N$ )	40 A
Connection in parallel	Yes, for increasing the buffer period
Connection in series	yes
Output power	960 W

### General

Net weight	0.9 kg
Memory medium	external, battery 3.4 Ah/7.2 Ah/12 Ah
Operating voltage display	Green LED
Efficiency	> 98 %
Insulation voltage input/output	2 kV (routine test)
	4 kV (type test)
Protection class	II (in closed control cabinet)
Degree of protection	IP20
MTBF (IEC 61709, SN 29500)	> 500000 h
Mounting position	horizontal DIN rail NS 35, EN 60715
Assembly instructions	alignable: horizontally 0 mm, vertically 50 mm

### Connection data, input

Connection method	Screw connection
Conductor cross section solid min.	0.5 mm <sup>2</sup>
Conductor cross section solid max.	16 mm <sup>2</sup>
Conductor cross section flexible min.	0.5 mm <sup>2</sup>
Conductor cross section flexible max.	10 mm <sup>2</sup>
Conductor cross section AWG min.	20
Conductor cross section AWG max.	6
Stripping length	10 mm
Screw thread	M4

### Connection data, output

Connection method	Screw connection
Conductor cross section solid min.	0.5 mm <sup>2</sup>
Conductor cross section solid max.	16 mm <sup>2</sup>

# Uninterruptible power supply - QUINT-DC-UPS/24DC/40 - 2866242

## Technical data

### Connection data, output

Conductor cross section flexible min.	0.5 mm <sup>2</sup>
Conductor cross section flexible max.	10 mm <sup>2</sup>
Conductor cross section AWG min.	20
Conductor cross section AWG max.	6
Stripping length	10 mm
Screw thread	M4

### Signaling

Output description	Power OK
Status display	LED "Power OK" green
Note on status display	Power OK: LED permanently lit
Conductor cross section solid min.	0.2 mm <sup>2</sup>
Conductor cross section solid max.	4 mm <sup>2</sup>
Conductor cross section flexible min.	0.2 mm <sup>2</sup>
Conductor cross section flexible max.	2.5 mm <sup>2</sup>
Conductor cross section AWG min.	24
Conductor cross section AWG max.	12
Tightening torque, min	0.5 Nm
Tightening torque max	0.6 Nm
Screw thread	M3
Output name	floating
Output description	Alarm
Maximum switching voltage	≤ 30 V AC/DC
Continuous load current	≤ 1 A
Status display	LED red
Note on status display	Alarm: LED permanently lit
Output name	floating
Output description	Battery Charge
Maximum switching voltage	≤ 30 V AC/DC
Continuous load current	≤ 1 A
Status display	LED yellow, flashing
Note on status display	Battery charge: LED flashing
Output name	floating
Output description	Battery Mode
Type of signaling	LED, relay contact
Maximum switching voltage	≤ 30 V AC/DC
Continuous load current	≤ 1 A
Status display	Yellow LED
Note on status display	Battery mode: LED permanently lit

### Standards and Regulations

Electromagnetic compatibility	Conformance with EMC Directive 2014/30/EU
-------------------------------	---

# Uninterruptible power supply - QUINT-DC-UPS/24DC/40 - 2866242

## Technical data

### Standards and Regulations

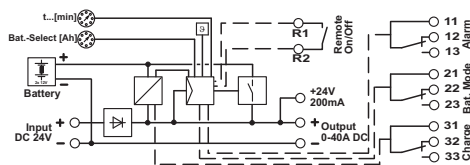
Noise emission	EN 55011 (EN 55022)
Noise immunity	EN 61000-6-2:2005
Connection in acc. with standard	CUL
Low Voltage Directive	Conformance with LV directive 2006/95/EC
Standard - Safety of transformers	EN 61558-2-17
Standard - Electrical safety	EN 60950-1/VDE 0805 (SELV)
	EN 61558-2-17
Standard – Electronic equipment for use in electrical power installations and their assembly into electrical power installations	EN 50178/VDE 0160 (PELV)
Standard - Safe isolation	DIN VDE 0100-410
Shipbuilding approval	DNV GL (EMC A), ABS
UL approvals	UL/C-UL listed UL 508
	UL/C-UL Recognized UL 60950-1

### Environmental Product Compliance

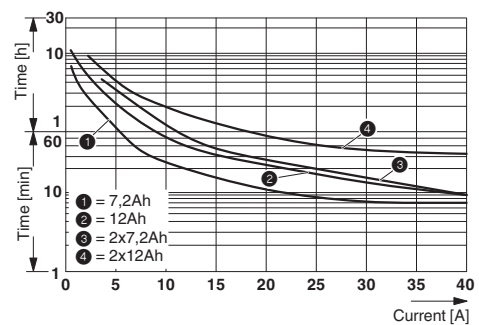
REACH SVHC	Lead 7439-92-1
China RoHS	Environmentally Friendly Use Period = 25;
	For details about hazardous substances go to tab "Downloads", Category "Manufacturer's declaration"

## Drawings

Block diagram



Diagram



## Approvals

### Approvals

#### Approvals

PRS / DNV / GL / ABS / UL Listed / UL Recognized / cUL Recognized / cUL Listed / EAC / EAC / cULus Recognized / cULus Listed

#### Ex Approvals

UL Listed / cUL Listed / cULus Listed

# Uninterruptible power supply - QUINT-DC-UPS/24DC/40 - 2866242

## Approvals

### Approval details

PRS		<a href="http://www.prs.pl/">http://www.prs.pl/</a>	TE/2103/880590/16
DNV		<a href="http://exchange.dnv.com/tari/">http://exchange.dnv.com/tari/</a>	E-13906
GL		<a href="http://exchange.dnv.com/tari/">http://exchange.dnv.com/tari/</a>	20582-04 HH
ABS		<a href="http://www.eagle.org/eagleExternalPortalWEB/">http://www.eagle.org/eagleExternalPortalWEB/</a>	15-HG1400727-PDA
UL Listed		<a href="http://database.ul.com/cgi-bin/XYV/template/LISEXT/1FRAME/index.htm">http://database.ul.com/cgi-bin/XYV/template/LISEXT/1FRAME/index.htm</a>	FILE E 123528
UL Recognized		<a href="http://database.ul.com/cgi-bin/XYV/template/LISEXT/1FRAME/index.htm">http://database.ul.com/cgi-bin/XYV/template/LISEXT/1FRAME/index.htm</a>	FILE E 211944
cUL Recognized		<a href="http://database.ul.com/cgi-bin/XYV/template/LISEXT/1FRAME/index.htm">http://database.ul.com/cgi-bin/XYV/template/LISEXT/1FRAME/index.htm</a>	FILE E 211944
cUL Listed		<a href="http://database.ul.com/cgi-bin/XYV/template/LISEXT/1FRAME/index.htm">http://database.ul.com/cgi-bin/XYV/template/LISEXT/1FRAME/index.htm</a>	FILE E 123528
EAC			EAC-Zulassung
EAC			RU C- DE.A*30.B.01082

## Uninterruptible power supply - QUINT-DC-UPS/24DC/40 - 2866242

### Approvals

cULus Recognized



cULus Listed



Phoenix Contact 2018 © - all rights reserved  
<http://www.phoenixcontact.com>

PHOENIX CONTACT GmbH & Co. KG  
Flachsmarktstr. 8  
32825 Blomberg  
Germany  
Tel. +49 5235 300  
Fax +49 5235 3 41200  
<http://www.phoenixcontact.com>